



Standard Eurobarometer 98
Winter 2022 - 2023

Public opinion in the European Union

Survey requested and coordinated by the European Commission,
Directorate-General for Communication

This document does not represent the point of view of the European Commission.
The interpretations and opinions contained in it are solely those of the authors.

Annex

Fieldwork: January – February 2023

Standard Eurobarometer 98
Public opinion in the European Union
Winter 2022-2023

This document does not represent the point of view of the European Commission. The interpretations and opinions contained in it are solely those of the authors.

Project title	Standard Eurobarometer 98- Winter 2022-2023 Public opinion in the European Union, Annexes
Language version	EN
Catalogue number	NA-AO-23-001-EN-N
ISBN	978-92-68-00070-0
ISSN	1977-3927 10.2775/460956

© European Union, 2023





























<https://www.europa.eu/eurobarometer>

Photo credit: Getty Images

Standard Eurobarometer 98
Public opinion in the European Union
Winter 2022-2023





























QA1.1 How would you judge the current situation in each of the following?

The situation in (OUR COUNTRY) in general (%)

		Very good		Rather good		Rather bad		Very bad		Don't know		Total 'Good'		Total 'Bad'	
		January/February 2023	Diff. January/February 2023 - June/July 2022	January/February 2023	Diff. January/February 2023 - June/July 2022	January/February 2023	Diff. January/February 2023 - June/July 2022	January/February 2023	Diff. January/February 2023 - June/July 2022	January/February 2023	Diff. January/February 2023 - June/July 2022	January/February 2023	Diff. January/February 2023 - June/July 2022	January/February 2023	Diff. January/February 2023 - June/July 2022
		EU27		3	0	38	1	45	0	13	0	1	41	1	58
BE		4	1	55	-4	35	1	5	2	1	59	-3	40	3	
BG		1	0	13	2	52	2	31	-4	3	14	2	83	-2	
CZ		4	2	40	5	38	-7	18	1	0	44	7	56	-6	
DK		18	-1	66	-1	12	0	3	2	1	84	-2	15	2	
DE		2	-1	53	-1	37	1	6	1	2	55	-2	43	2	
EE		2	0	59	0	30	0	6	1	3	61	0	36	1	
IE		8	2	50	1	34	-3	6	-1	2	58	3	40	-4	
EL		1	0	20	6	53	-7	26	2	0	21	6	79	-5	
ES		2	1	25	4	54	0	18	-5	1	27	5	72	-5	
FR		2	1	27	-2	52	0	17	2	2	29	-1	69	2	
HR		1	-2	27	4	53	-1	17	-2	2	28	2	70	-3	
IT		3	0	28	4	53	-1	15	-4	1	31	4	68	-5	
CY		3	0	40	4	44	-4	13	0	0	43	4	57	-4	
LV		1	0	40	-2	47	3	8	-3	4	41	-2	55	0	
LT		2	0	46	-4	43	6	8	-3	1	48	-4	51	3	
LU		13	-5	78	4	8	2	1	0	0	91	-1	9	2	
HU		2	-3	34	-11	48	6	16	9	0	36	-14	64	15	
MT		28	-11	45	9	24	4	3	-1	0	73	-2	27	3	
NL		11	3	64	5	21	-7	3	-2	1	75	8	24	-9	
AT		4	-1	48	-1	39	0	8	2	1	52	-2	47	2	
PL		2	-1	38	1	41	-4	16	3	3	40	0	57	-1	
PT		0	-1	20	-6	67	5	9	1	4	20	-7	76	6	
RO		5	-1	22	-4	54	2	18	4	1	27	-5	72	6	
SI		2	0	54	-6	31	0	10	5	3	56	-6	41	5	
SK		0	-1	20	-5	48	-1	31	6	1	20	-6	79	5	
FI		6	-1	76	1	16	1	1	-1	1	82	0	17	0	
SE		4	-5	61	2	30	5	5	-2	0	65	-3	35	3	

Standard Eurobarometer 98
Public opinion in the European Union
Winter 2022-2023

QA1.2 How would you judge the current situation in each of the following?
The situation of the (NATIONALITY) economy (%)

		Very good		Rather good		Rather bad		Very bad		Don't know		Total 'Good'		Total 'Bad'	
		January/February 2023	Diff. January/February 2023 - June/July 2022	January/February 2023	Diff. January/February 2023 - June/July 2022	January/February 2023	Diff. January/February 2023 - June/July 2022	January/February 2023	Diff. January/February 2023 - June/July 2022	January/February 2023	Diff. January/February 2023 - June/July 2022	January/February 2023	Diff. January/February 2023 - June/July 2022	January/February 2023	Diff. January/February 2023 - June/July 2022
		EU27		4	0	31	1	46	-1	17	0	2	35	1	63
BE		3	-1	43	2	45	-1	8	1	1	46	1	53	0	
BG		1	0	13	4	45	-1	35	-3	6	14	4	80	-4	
CZ		1	0	19	1	54	0	25	0	1	20	1	79	0	
DK		19	2	60	-1	16	-2	2	0	3	79	1	18	-2	
DE		3	0	51	1	37	-2	7	2	2	54	1	44	0	
EE		1	0	37	-8	46	5	11	2	5	38	-8	57	7	
IE		9	4	48	6	34	-7	7	-3	2	57	10	41	-10	
EL		2	1	10	3	47	1	41	-5	0	12	4	88	-4	
ES		2	1	20	5	57	3	20	-8	1	22	6	77	-5	
FR		1	0	21	0	52	-4	21	3	5	22	0	73	-1	
HR		4	1	18	1	53	-1	24	-1	1	22	2	77	-2	
IT		4	-1	17	1	54	2	24	-2	1	21	0	78	0	
CY		2	0	37	8	45	-4	16	-3	0	39	8	61	-7	
LV		1	1	28	4	55	-1	11	-6	5	29	5	66	-7	
LT		2	0	37	-3	50	8	9	-5	2	39	-3	59	3	
LU		14	-5	72	6	11	3	1	-1	2	86	1	12	2	
HU		3	-5	27	-8	50	5	20	9	0	30	-13	70	14	
MT		28	-9	47	5	20	1	3	2	2	75	-4	23	3	
NL		13	3	58	3	25	-5	3	-2	1	71	6	28	-7	
AT		8	2	39	-6	41	5	10	-1	2	47	-4	51	4	
PL		12	0	28	1	37	-8	20	7	3	40	1	57	-1	
PT		1	-1	13	-5	71	5	10	-1	5	14	-6	81	4	
RO		6	-5	26	-2	43	3	23	5	2	32	-7	66	8	
SI		2	-1	47	-14	38	9	10	5	3	49	-15	48	14	
SK		0	-2	16	-3	48	-4	35	8	1	16	-5	83	4	
FI		2	0	49	-4	42	5	5	-1	2	51	-4	47	4	
SE		3	-3	47	-9	43	11	6	0	1	50	-12	49	11	

Standard Eurobarometer 98
Public opinion in the European Union
Winter 2022-2023

QA1.3 How would you judge the current situation in each of the following?
The situation of the European economy (%)

		Very good		Rather good		Rather bad		Very bad		Don't know	Total 'Good'		Total 'Bad'	
		January/February 2023	Diff. January/February 2023 - June/July 2022	January/February 2023	Diff. January/February 2023 - June/July 2022	January/February 2023	Diff. January/February 2023 - June/July 2022	January/February 2023	Diff. January/February 2023 - June/July 2022	January/February 2023	January/February 2023	Diff. January/February 2023 - June/July 2022	January/February 2023	Diff. January/February 2023 - June/July 2022
EU27		3	0	37	0	42	0	9	0	9	40	0	51	0
BE		1	-2	41	-3	46	0	8	3	4	42	-5	54	3
BG		6	0	36	4	23	-4	10	0	25	42	4	33	-4
CZ		2	1	29	4	43	-10	18	3	8	31	5	61	-7
DK		6	1	49	-9	33	4	2	0	10	55	-8	35	4
DE		1	-1	42	3	44	-1	6	0	7	43	2	50	-1
EE		1	-1	38	-4	34	1	6	0	21	39	-5	40	1
IE		6	2	47	3	29	-6	5	-2	13	53	5	34	-8
EL		6	0	32	2	44	2	12	-2	6	38	2	56	0
ES		2	1	30	6	50	-1	11	-3	7	32	7	61	-4
FR		1	0	24	0	45	0	13	1	17	25	0	58	1
HR		4	1	46	4	36	-6	8	0	6	50	5	44	-6
IT		4	0	33	2	48	1	10	-2	5	37	2	58	-1
CY		4	1	42	6	32	-11	11	0	11	46	7	43	-11
LV		6	4	50	2	24	-11	2	-3	18	56	6	26	-14
LT		7	2	57	-6	22	-2	3	0	11	64	-4	25	-2
LU		1	-1	53	-1	37	9	4	0	5	54	-2	41	9
HU		3	-3	42	-4	44	4	8	3	3	45	-7	52	7
MT		28	-6	33	-5	24	4	3	1	12	61	-11	27	5
NL		4	0	58	3	29	-3	3	-2	6	62	3	32	-5
AT		8	3	34	-2	40	-3	12	-1	6	42	1	52	-4
PL		6	-3	46	-6	32	5	7	3	9	52	-9	39	8
PT		3	0	41	-6	39	5	4	-1	13	44	-6	43	4
RO		8	-4	44	-2	29	4	7	3	12	52	-6	36	7
SI		3	0	52	-4	32	0	7	2	6	55	-4	39	2
SK		1	-3	34	-7	38	2	20	5	7	35	-10	58	7
FI		1	-1	48	1	37	-3	4	-1	10	49	0	41	-4
SE		1	-1	39	-12	44	1	4	0	12	40	-13	48	1

Standard Eurobarometer 98
Public opinion in the European Union
Winter 2022-2023

QA1.4 How would you judge the current situation in each of the following?

Your personal job situation (%)

		Very good		Rather good		Rather bad		Very bad		Don't know		Total 'Good'		Total 'Bad'	
		January/February 2023	Diff. January/February 2023 - June/July 2022	January/February 2023	Diff. January/February 2023 - June/July 2022	January/February 2023	Diff. January/February 2023 - June/July 2022	January/February 2023	Diff. January/February 2023 - June/July 2022	January/February 2023	Diff. January/February 2023 - June/July 2022	January/February 2023	Diff. January/February 2023 - June/July 2022	January/February 2023	Diff. January/February 2023 - June/July 2022
EU27		15	1	45	-2	16	1	5	0	19	-1	60	-1	21	1
BE		15	1	51	-3	16	-1	4	0	14	-2	66	-2	20	-1
BG		6	-2	48	7	22	-1	11	-2	13	5	54	5	33	-3
CZ		17	4	42	-11	10	-2	8	4	23	-7	59	-7	18	2
DK		57	4	22	-5	6	-3	4	0	11	-1	79	-1	10	-3
DE		17	-1	48	1	11	0	5	2	19	0	65	0	16	2
EE		10	-1	47	-5	13	1	6	2	24	-6	57	-6	19	3
IE		21	-1	54	-1	9	0	3	1	13	-2	75	-2	12	1
EL		6	3	39	-1	22	-1	11	3	22	2	45	2	33	2
ES		15	3	48	0	19	3	7	-1	11	3	63	3	26	2
FR		9	1	40	-4	15	2	5	2	31	-3	49	-3	20	4
HR		7	-1	53	4	26	0	7	0	7	3	60	3	33	0
IT		10	5	47	-1	19	-1	6	-2	18	4	57	4	25	-3
CY		12	4	43	-2	18	3	5	0	22	2	55	2	23	3
LV		10	-2	59	5	16	0	4	-1	11	3	69	3	20	-1
LT		13	2	44	-6	12	-7	6	1	25	-4	57	-4	18	-6
LU		23	-7	67	12	4	0	1	1	5	5	90	5	5	1
HU		6	-2	41	-6	27	3	10	5	16	-8	47	-8	37	8
MT		42	0	29	-11	5	-4	3	2	21	-11	71	-11	8	-2
NL		40	4	32	-9	6	-1	2	-2	20	-5	72	-5	8	-3
AT		19	-1	47	1	16	1	5	-1	13	0	66	0	21	0
PL		10	1	56	2	16	-2	5	1	13	3	66	3	21	-1
PT		2	-1	52	-3	25	6	3	1	18	-4	54	-4	28	7
RO		8	-4	32	-7	29	4	6	3	25	-11	40	-11	35	7
SI		20	0	46	-5	13	-1	6	2	15	-5	66	-5	19	1
SK		7	-5	42	-8	15	-5	12	6	24	-13	49	-13	27	1
FI		51	7	23	-10	5	-3	4	0	17	-3	74	-3	9	-3
SE		43	-2	33	-10	5	-3	4	0	15	-12	76	-12	9	-3





























Standard Eurobarometer 98
Public opinion in the European Union
Winter 2022-2023

QA1.5 How would you judge the current situation in each of the following?
The financial situation of your household (%)

		Very good		Rather good		Rather bad		Very bad		Don't know	Total 'Good'		Total 'Bad'	
		January/February 2023	Diff. January/February 2023 - June/July 2022	January/February 2023	Diff. January/February 2023 - June/July 2022	January/February 2023	Diff. January/February 2023 - June/July 2022	January/February 2023	Diff. January/February 2023 - June/July 2022	January/February 2023	January/February 2023	Diff. January/February 2023 - June/July 2022	January/February 2023	Diff. January/February 2023 - June/July 2022
EU27		11	0	58	-1	23	0	5	0	3	69	-1	28	0
BE		11	0	63	-1	21	0	4	1	1	74	-1	25	1
BG		3	-1	47	3	33	1	11	-4	6	50	2	44	-3
CZ		12	2	57	-4	22	-1	8	3	1	69	-2	30	2
DK		44	4	47	0	7	-4	1	-1	1	91	4	8	-5
DE		13	-2	63	1	18	2	4	0	2	76	-1	22	2
EE		7	1	62	-7	23	4	3	0	5	69	-6	26	4
IE		15	-2	67	3	13	-1	3	1	2	82	1	16	0
EL		4	1	45	0	36	-4	15	4	0	49	1	51	0
ES		10	3	60	-3	25	3	3	-2	2	70	0	28	1
FR		5	0	63	0	24	0	5	0	3	68	0	29	0
HR		7	-2	54	2	30	0	7	0	2	61	0	37	0
IT		7	2	62	0	24	-1	4	-2	3	69	2	28	-3
CY		12	5	57	-3	27	-2	4	0	0	69	2	31	-2
LV		6	0	66	3	22	-3	4	-1	2	72	3	26	-4
LT		7	1	65	2	21	-3	4	-2	3	72	3	25	-5
LU		13	-2	78	1	7	2	1	0	1	91	-1	8	2
HU		2	-5	47	-6	39	4	9	5	3	49	-11	48	9
MT		31	-7	60	12	8	-4	1	0	0	91	5	9	-4
NL		44	6	47	-3	7	-2	1	-2	1	91	3	8	-4
AT		11	0	55	-3	23	-1	6	2	5	66	-3	29	1
PL		7	-2	58	1	25	-1	6	2	4	65	-1	31	1
PT		1	0	52	-5	40	4	4	1	3	53	-5	44	5
RO		7	-4	36	-7	41	6	14	5	2	43	-11	55	11
SI		8	0	67	1	20	-1	4	0	1	75	1	24	-1
SK		4	-4	47	-5	33	3	13	4	3	51	-9	46	7
FI		27	3	60	-1	10	-2	2	-1	1	87	2	12	-3
SE		35	2	55	-1	7	-2	3	1	0	90	1	10	-1

Standard Eurobarometer 98
Public opinion in the European Union
Winter 2022-2023

QA1.6 How would you judge the current situation in each of the following?
The employment situation in (OUR COUNTRY) (%)

		Very good		Rather good		Rather bad		Very bad		Don't know	Total 'Good'		Total 'Bad'	
		January/February 2023	Diff. January/February 2023 - June/July 2022	January/February 2023	Diff. January/February 2023 - June/July 2022	January/February 2023	Diff. January/February 2023 - June/July 2022	January/February 2023	Diff. January/February 2023 - June/July 2022	January/February 2023	January/February 2023	Diff. January/February 2023 - June/July 2022	January/February 2023	Diff. January/February 2023 - June/July 2022
EU27		7	0	35	-2	39	2	14	0	5	42	-2	53	2
BE		5	-4	52	-1	33	0	7	4	3	57	-5	40	4
BG		2	-1	23	4	39	-4	21	0	15	25	3	60	-4
CZ		18	0	50	-5	19	0	8	3	5	68	-5	27	3
DK		42	-5	47	2	8	4	0	-1	3	89	-3	8	3
DE		6	-1	52	2	30	3	5	-1	7	58	1	35	2
EE		2	-2	33	-11	41	7	9	5	15	35	-13	50	12
IE		13	1	59	-2	21	0	4	0	3	72	-1	25	0
EL		2	1	11	6	44	-4	43	-3	0	13	7	87	-7
ES		1	0	17	-2	55	3	25	-1	2	18	-2	80	2
FR		2	0	28	-5	51	5	13	2	6	30	-5	64	7
HR		3	-1	30	0	48	6	17	-4	2	33	-1	65	2
IT		3	0	19	1	47	-1	30	0	1	22	1	77	-1
CY		4	2	46	4	39	-8	9	1	2	50	6	48	-7
LV		2	1	39	-1	43	-1	7	-1	9	41	0	50	-2
LT		8	4	46	-4	33	-1	6	0	7	54	0	39	-1
LU		10	0	72	1	11	1	1	0	6	82	1	12	1
HU		3	-3	40	-7	45	5	9	3	3	43	-10	54	8
MT		33	-7	47	4	13	0	3	0	4	80	-3	16	0
NL		44	9	43	-1	10	-8	1	-1	2	87	8	11	-9
AT		12	3	48	1	29	-5	5	-1	6	60	4	34	-6
PL		6	-3	44	-9	34	7	8	3	8	50	-12	42	10
PT		0	-1	23	-3	61	4	9	-2	7	23	-4	70	2
RO		4	-7	23	-4	43	3	24	9	6	27	-11	67	12
SI		6	-3	48	-8	31	5	10	4	5	54	-11	41	9
SK		0	-4	32	-12	41	4	23	10	4	32	-16	64	14
FI		9	0	70	3	17	-3	1	-1	3	79	3	18	-4
SE		6	-2	58	-4	28	3	4	-1	4	64	-6	32	2

Standard Eurobarometer 98
Public opinion in the European Union
Winter 2022-2023





























QA1.7 How would you judge the current situation in each of the following?
The provision of public services in (OUR COUNTRY) (%)

		Very good		Rather good		Rather bad		Very bad		Don't know	Total 'Good'		Total 'Bad'	
		January/February 2023	Diff. January/February 2023 - June/July 2022	January/February 2023	Diff. January/February 2023 - June/July 2022	January/February 2023	Diff. January/February 2023 - June/July 2022	January/February 2023	Diff. January/February 2023 - June/July 2022	January/February 2023	January/February 2023	Diff. January/February 2023 - June/July 2022	January/February 2023	Diff. January/February 2023 - June/July 2022
EU27		7	0	42	-3	36	2	12	2	3	49	-3	48	4
BE		9	2	55	-1	28	-4	7	3	1	64	1	35	-1
BG		3	-1	27	-1	35	1	17	-2	18	30	-2	52	-1
CZ		10	-1	56	-3	21	0	9	4	4	66	-4	30	4
DK		18	2	50	-3	23	-2	7	2	2	68	-1	30	0
DE		5	-2	51	-4	31	3	8	2	5	56	-6	39	5
EE		11	2	56	-1	23	1	4	0	6	67	1	27	1
IE		6	-1	40	-11	35	4	16	8	3	46	-12	51	12
EL		3	2	21	-1	50	-4	25	4	1	24	1	75	0
ES		5	3	42	1	37	-3	14	1	2	47	4	51	-2
FR		3	-1	37	-2	41	3	16	3	3	40	-3	57	6
HR		4	1	42	3	40	-4	12	0	2	46	4	52	-4
IT		3	-1	34	1	45	0	17	1	1	37	0	62	1
CY		5	1	45	3	35	-4	14	3	1	50	4	49	-1
LV		4	1	52	-4	31	1	4	0	9	56	-3	35	1
LT		6	1	55	-2	31	4	4	-2	4	61	-1	35	2
LU		24	-2	70	2	5	1	0	0	1	94	0	5	1
HU		6	-5	48	-2	37	5	8	2	1	54	-7	45	7
MT		29	-8	44	2	20	2	5	2	2	73	-6	25	4
NL		34	3	50	-4	14	0	2	1	0	84	-1	16	1
AT		16	-1	52	-5	23	5	6	1	3	68	-6	29	6
PL		9	1	38	-9	38	7	11	1	4	47	-8	49	8
PT		1	-1	31	1	53	-3	8	1	7	32	0	61	-2
RO		3	-6	30	-8	46	8	18	7	3	33	-14	64	15
SI		4	-1	45	-9	37	4	10	4	4	49	-10	47	8
SK		1	-1	42	1	34	-9	19	7	4	43	0	53	-2
FI		15	0	61	1	21	1	1	-2	2	76	1	22	-1
SE		15	2	55	-4	21	-1	3	-2	6	70	-2	24	-3

Standard Eurobarometer 98
Public opinion in the European Union
Winter 2022-2023

QA2.1 What are your expectations for the next 12 months : will the next 12 months be better, worse or the same, when it comes to...?





























Your life in general (%)

		Better		Worse		The same		Don't know
		January/February 2023	Diff. January/February 2023 - June/July 2022	January/February 2023	Diff. January/February 2023 - June/July 2022	January/February 2023	Diff. January/February 2023 - June/July 2022	
EU27		25	3	18	-5	55	2	2
BE		25	4	19	-3	56	0	0
BG		25	1	12	-9	54	9	9
CZ		22	8	22	-13	54	5	2
DK		30	3	5	-4	65	2	0
DE		19	3	19	-13	61	11	1
EE		30	9	15	-17	51	8	4
IE		31	5	11	-3	57	0	1
EL		26	5	17	-3	56	-2	1
ES		31	8	12	-6	56	-2	1
FR		29	0	18	0	49	1	4
HR		27	2	20	-7	53	6	0
IT		26	0	12	-2	61	2	1
CY		23	-2	21	-7	50	4	6
LV		31	6	14	-17	49	9	6
LT		28	0	16	-17	54	17	2
LU		24	0	15	-1	56	-2	5
HU		14	-4	22	1	62	2	2
MT		46	-6	9	-2	42	8	3
NL		27	1	8	-6	64	4	1
AT		19	9	23	-5	55	-4	3
PL		16	1	34	4	49	-4	1
PT		18	1	23	0	50	-1	9
RO		28	0	30	-3	41	4	1
SI		23	3	20	-12	55	8	2
SK		23	-1	33	-5	41	5	3
FI		30	7	4	-7	65	0	1
SE		39	4	6	-7	54	2	1

Standard Eurobarometer 98
Public opinion in the European Union
Winter 2022-2023

QA2.2 What are your expectations for the next 12 months : will the next 12 months be better, worse or the same, when it comes to...?





























The situation in (OUR COUNTRY) in general (%)

		Better		Worse		The same		Don't know
		January/February 2023	Diff. January/February 2023 - June/July 2022	January/February 2023	Diff. January/February 2023 - June/July 2022	January/February 2023	Diff. January/February 2023 - June/July 2022	
EU27		20	2	38	-9	39	7	3
BE		12	2	38	-11	48	8	2
BG		22	2	33	-9	33	5	12
CZ		20	14	48	-23	29	9	3
DK		21	8	22	-14	55	5	2
DE		16	5	43	-20	39	16	2
EE		18	7	37	-20	39	12	6
IE		23	7	32	-13	41	6	4
EL		22	6	35	-8	42	2	1
ES		25	8	33	-9	39	1	3
FR		14	-4	44	2	36	2	6
HR		21	6	39	-13	38	6	2
IT		29	0	30	-3	40	4	1
CY		20	0	30	-16	46	14	4
LV		20	8	32	-20	41	12	7
LT		22	4	29	-25	46	20	3
LU		16	3	34	0	47	-2	3
HU		13	-1	38	1	46	-2	3
MT		41	-5	24	-1	32	7	3
NL		12	3	42	-19	45	16	1
AT		21	10	32	-11	44	1	3
PL		22	0	43	2	32	-2	3
PT		18	1	37	-1	36	1	9
RO		27	-2	35	-2	33	4	5
SI		15	-4	40	-13	41	14	4
SK		14	2	56	-8	27	4	3
FI		19	5	25	-15	53	10	3
SE		14	-1	55	0	30	0	1

Standard Eurobarometer 98
Public opinion in the European Union
Winter 2022-2023

QA2.3 What are your expectations for the next 12 months : will the next 12 months be better, worse or the same, when it comes to...?





























The economic situation in (OUR COUNTRY) (%)

		Better		Worse		The same		Don't know
		January/February 2023	Diff. January/February 2023 - June/July 2022	January/February 2023	Diff. January/February 2023 - June/July 2022	January/February 2023	Diff. January/February 2023 - June/July 2022	
EU27		19	3	43	-10	35	7	3
BE		14	4	42	-14	43	10	1
BG		21	3	37	-7	33	5	9
CZ		13	7	59	-19	25	12	3
DK		18	6	30	-19	50	13	2
DE		17	8	45	-25	36	18	2
EE		16	7	46	-19	31	11	7
IE		23	9	36	-16	37	8	4
EL		21	7	39	-10	38	3	2
ES		24	7	36	-10	38	3	2
FR		14	-3	47	1	34	4	5
HR		21	6	42	-13	35	6	2
IT		28	-1	34	-4	36	5	2
CY		21	1	33	-18	42	14	4
LV		18	8	36	-24	39	14	7
LT		21	6	34	-27	42	20	3
LU		14	3	40	0	42	-2	4
HU		13	0	41	-2	42	0	4
MT		41	-6	24	-1	30	7	5
NL		14	6	50	-19	34	11	2
AT		23	9	35	-16	37	5	5
PL		16	-2	50	2	31	0	3
PT		18	0	39	-2	34	2	9
RO		22	-3	41	-1	31	4	6
SI		13	-4	45	-10	37	10	5
SK		13	3	60	-10	25	6	2
FI		15	6	41	-16	41	9	3
SE		12	1	64	-4	23	2	1

Standard Eurobarometer 98
Public opinion in the European Union
Winter 2022-2023

QA2.4 What are your expectations for the next 12 months : will the next 12 months be better, worse or the same, when it comes to...?





























The financial situation of your household (%)

		Better		Worse		The same		Don't know
		January/February 2023	Diff. January/February 2023 - June/July 2022	January/February 2023	Diff. January/February 2023 - June/July 2022	January/February 2023	Diff. January/February 2023 - June/July 2022	January/February 2023
EU27		19	2	24	-5	55	4	2
BE		17	4	25	-7	57	3	1
BG		23	2	17	-11	47	9	13
CZ		12	5	36	-14	50	10	2
DK		21	2	7	-11	72	9	0
DE		15	3	26	-11	58	9	1
EE		23	8	22	-14	49	4	6
IE		22	5	17	-9	57	4	4
EL		21	5	23	-6	55	2	1
ES		26	8	17	-4	55	-4	2
FR		20	-3	23	0	53	4	4
HR		26	6	24	-9	49	4	1
IT		21	0	17	-4	61	4	1
CY		20	-3	21	-10	56	11	3
LV		27	9	16	-20	51	10	6
LT		24	4	20	-19	53	14	3
LU		19	5	20	2	59	-8	2
HU		12	-1	33	1	52	-2	3
MT		39	-7	11	-4	46	9	4
NL		18	2	12	-10	69	8	1
AT		17	7	26	-13	52	5	5
PL		16	0	39	5	43	-4	2
PT		17	1	25	-1	50	1	8
RO		21	-4	36	-3	40	7	3
SI		18	1	26	-13	54	11	2
SK		17	2	43	-4	37	0	3
FI		23	8	8	-12	68	4	1
SE		22	1	15	-18	62	16	1

Standard Eurobarometer 98
Public opinion in the European Union
Winter 2022-2023

QA2.5 What are your expectations for the next 12 months : will the next 12 months be better, worse or the same, when it comes to...?





























The employment situation in (OUR COUNTRY) (%)

		Better		Worse		The same		Don't know
		January/February 2023	Diff. January/February 2023 - June/July 2022	January/February 2023	Diff. January/February 2023 - June/July 2022	January/February 2023	Diff. January/February 2023 - June/July 2022	January/February 2023
EU27		19	0	32	-3	43	3	6
BE		16	0	31	-2	52	2	1
BG		21	2	23	-7	39	5	17
CZ		8	2	45	5	40	-7	7
DK		14	0	40	8	44	-8	2
DE		15	3	29	-14	50	14	6
EE		12	3	38	-1	33	-4	17
IE		25	2	24	-5	48	6	3
EL		24	9	36	-10	39	2	1
ES		26	8	31	-6	39	-3	4
FR		19	-5	33	6	41	0	7
HR		22	4	32	-8	44	4	2
IT		30	1	30	-5	37	4	3
CY		20	-2	28	-12	47	12	5
LV		17	3	24	-10	47	4	12
LT		18	0	22	-18	55	16	5
LU		14	1	28	8	52	-7	6
HU		10	-4	32	6	53	-3	5
MT		40	-7	19	4	35	1	6
NL		14	-9	22	-3	61	11	3
AT		21	5	25	-11	48	5	6
PL		15	-4	38	7	40	-4	7
PT		18	1	34	1	38	-3	10
RO		18	-3	40	-3	35	6	7
SI		12	-6	34	-5	49	9	5
SK		14	-1	47	8	34	-9	5
FI		21	4	18	-7	57	1	4
SE		12	-7	54	15	31	-11	3

Standard Eurobarometer 98
Public opinion in the European Union
Winter 2022-2023

QA2.6 What are your expectations for the next 12 months : will the next 12 months be better, worse or the same, when it comes to...?





























Your personal job situation (%)

		Better		Worse		The same		Don't know
		January/February 2023	Diff. January/February 2023 - June/July 2022	January/February 2023	Diff. January/February 2023 - June/July 2022	January/February 2023	Diff. January/February 2023 - June/July 2022	January/February 2023
EU27		20	2	12	-2	56	-1	12
BE		18	3	13	-2	62	0	7
BG		19	3	9	-4	60	0	12
CZ		11	1	14	0	53	-6	22
DK		23	6	3	-2	71	-3	3
DE		19	4	8	-5	62	4	11
EE		21	5	11	-4	53	-1	15
IE		24	4	8	-3	60	-2	8
EL		18	3	12	-3	60	-3	10
ES		25	6	11	0	57	-7	7
FR		22	1	8	0	48	-3	22
HR		24	4	21	-4	51	1	4
IT		21	-1	13	-4	56	4	10
CY		19	-3	17	-3	53	8	11
LV		21	2	9	-7	61	3	9
LT		20	-2	8	-14	63	12	9
LU		22	3	9	4	64	-5	5
HU		10	-1	20	1	62	0	8
MT		41	-7	4	-4	33	-4	22
NL		21	3	4	-2	58	-8	17
AT		19	7	15	-2	57	-3	9
PL		13	-5	24	3	58	2	5
PT		15	-1	15	4	57	-1	13
RO		19	-3	27	-2	36	3	18
SI		15	-1	12	-4	64	2	9
SK		16	-1	24	1	40	-13	20
FI		18	4	3	-4	67	-4	12
SE		23	0	4	-2	62	-9	11

Standard Eurobarometer 98
Public opinion in the European Union
Winter 2022-2023

QA2.7 What are your expectations for the next 12 months : will the next 12 months be better, worse or the same, when it comes to...?

The economic situation in the EU (%)

		Better		Worse		The same		Don't know
		January/February 2023	Diff. January/February 2023 - June/July 2022	January/February 2023	Diff. January/February 2023 - June/July 2022	January/February 2023	Diff. January/February 2023 - June/July 2022	January/February 2023
EU27		18	2	34	-8	40	6	8
BE		13	4	41	-13	43	8	3
BG		26	4	20	-9	31	4	23
CZ		10	5	47	-17	34	12	9
DK		10	3	40	-12	43	6	7
DE		13	5	43	-21	38	16	6
EE		12	5	34	-19	30	6	24
IE		19	3	30	-12	41	9	10
EL		20	7	24	-12	52	6	4
ES		25	8	27	-7	41	0	7
FR		14	-3	34	2	39	3	13
HR		26	7	27	-14	41	7	6
IT		29	0	21	-5	43	6	7
CY		17	-3	31	-10	46	12	6
LV		22	9	18	-24	41	7	19
LT		22	5	21	-25	48	15	9
LU		12	5	51	-3	30	0	7
HU		16	2	29	-6	48	2	7
MT		38	-6	24	-5	26	5	12
NL		8	2	49	-13	37	9	6
AT		20	9	37	-16	35	4	8
PL		18	-4	30	3	42	-3	10
PT		21	2	25	-3	40	1	14
RO		22	-3	34	0	32	0	12
SI		12	-1	39	-14	42	10	7
SK		12	-2	48	-5	32	1	8
FI		10	5	37	-18	42	8	11
SE		8	0	55	-9	28	0	9

Standard Eurobarometer 98
Public opinion in the European Union
Winter 2022-2023

QA3 What do you think are the two most important issues facing (OUR COUNTRY) at the moment?
 (%)
 (MAX. 2 ANSWERS)

		Crime		The economic situation		Rising prices/ inflation/ cost of living		Taxation		Unemployment	
		January/February 2023	Diff. January/February 2023 - June/July 2022	January/February 2023	Diff. January/February 2023 - June/July 2022	January/February 2023	Diff. January/February 2023 - June/July 2022	January/February 2023	Diff. January/February 2023 - June/July 2022	January/February 2023	Diff. January/February 2023 - June/July 2022
EU27		7	1	19	-1	53	-1	5	0	10	1
BE		10	4	16	1	47	-6	6	-2	10	4
BG		7	3	32	1	63	0	1	-1	8	1
CZ		2	0	19	1	62	-5	2	1	2	1
DK		3	0	12	-2	44	-12	3	2	3	1
DE		5	2	11	-2	55	-3	3	0	2	0
EE		1	0	19	0	62	-2	6	0	9	5
IE		6	2	8	0	51	-14	3	-1	4	2
EL		6	1	33	0	61	6	5	0	22	2
ES		4	1	24	-9	54	0	7	-1	22	4
FR		13	-1	11	-2	47	-1	2	0	11	0
HR		12	-4	28	-4	72	7	5	2	15	2
IT		4	0	27	-3	50	4	10	2	20	0
CY		4	-4	32	-7	46	-1	1	-2	10	0
LV		2	1	22	-2	56	-5	13	2	9	3
LT		2	0	23	6	64	-5	14	-4	6	1
LU		13	7	5	2	49	-6	6	2	2	1
HU		4	1	25	-3	65	6	2	-1	7	2
MT		26	14	10	0	61	9	3	-5	4	0
NL		4	1	8	2	50	-4	1	0	1	-1
AT		6	2	16	1	55	-7	4	-1	8	0
PL		5	2	22	1	60	-2	6	-1	4	0
PT		3	2	30	3	58	3	6	-1	11	-3
RO		8	-1	29	1	53	13	6	-1	6	0
SI		3	0	16	3	38	-21	7	0	4	0
SK		4	1	21	0	65	-4	1	-2	6	2
FI		4	2	15	0	46	-9	4	-1	3	0
SE		36	2	14	6	28	0	2	-2	4	1

Standard Eurobarometer 98
Public opinion in the European Union
Winter 2022-2023

QA3 What do you think are the two most important issues facing (OUR COUNTRY) at the moment?
 (%)
 (MAX. 2 ANSWERS)

		Terrorism		Cyprus issue		Housing		Government debt		Immigration	
		January/February 2023	Diff. January/February 2023 - June/July 2022	January/February 2023	Diff. January/February 2023 - June/July 2022	January/February 2023	Diff. January/February 2023 - June/July 2022	January/February 2023	Diff. January/February 2023 - June/July 2022	January/February 2023	Diff. January/February 2023 - June/July 2022
EU27		1	-1	0	0	8	2	7	-1	9	1
BE		3	1	0	0	5	1	13	1	12	0
BG		1	0	0	0	1	0	4	-1	7	3
CZ		0	0	0	0	7	-1	19	7	8	-6
DK		1	0	0	0	3	2	2	-1	4	-3
DE		1	0	0	0	14	6	6	-3	15	7
EE		1	0	0	0	2	1	2	1	11	1
IE		0	0	0	0	52	4	2	-2	10	7
EL		1	0	0	0	1	0	6	-1	7	-2
ES		0	-2	0	0	6	3	8	0	5	0
FR		2	-1	0	0	3	-2	8	0	8	-1
HR		1	0	0	0	5	1	6	-4	4	1
IT		2	1	0	0	2	0	8	2	8	3
CY		1	-1	0	0	7	2	1	-2	52	12
LV		1	1	0	0	2	-2	9	3	4	0
LT		1	0	0	0	3	1	6	2	4	-2
LU		1	0	0	0	52	1	3	1	7	3
HU		1	-1	0	0	3	1	10	0	6	-3
MT		2	-2	0	0	11	1	11	2	15	3
NL		1	0	0	0	31	1	1	0	17	6
AT		3	1	0	0	8	3	7	-2	17	3
PL		3	2	0	0	6	1	8	-2	5	-3
PT		1	0	0	0	7	2	4	-2	3	-1
RO		3	-1	0	0	4	-3	8	-1	5	1
SI		1	0	0	0	10	-1	8	-1	4	-1
SK		0	-1	0	0	3	-1	4	-5	8	5
FI		1	0	0	0	2	1	27	5	7	2
SE		2	1	0	0	3	0	1	1	5	-13





























Standard Eurobarometer 98
Public opinion in the European Union
Winter 2022-2023

QA3 What do you think are the two most important issues facing (OUR COUNTRY) at the moment?
 (%)
 (MAX. 2 ANSWERS)

		Health		The education system		Pensions		The environment and climate change		Energy supply	
		January/February 2023	Diff. January/February 2023 - June/July 2022	January/February 2023	Diff. January/February 2023 - June/July 2022	January/February 2023	Diff. January/February 2023 - June/July 2022	January/February 2023	Diff. January/February 2023 - June/July 2022	January/February 2023	Diff. January/February 2023 - June/July 2022
EU27		14	0	8	2	9	2	14	-1	19	-3
BE		6	0	11	2	11	2	16	-2	26	-2
BG		15	1	4	0	9	0	3	0	16	-2
CZ		3	1	4	2	9	4	3	-2	32	-13
DK		35	17	8	4	4	2	32	1	18	-9
DE		5	-1	11	5	6	-1	21	2	29	-9
EE		11	5	7	1	6	1	3	1	27	-13
IE		35	12	2	-2	2	0	4	-4	11	-4
EL		15	-6	4	1	4	1	2	-1	22	4
ES		20	3	5	1	8	2	7	2	14	-4
FR		23	0	12	2	22	8	15	-5	11	3
HR		8	2	3	0	10	0	6	1	8	-6
IT		10	-3	4	1	8	3	10	-4	21	-5
CY		11	0	7	3	4	-2	3	-1	3	-1
LV		24	10	8	-1	12	0	2	1	17	-6
LT		11	3	7	-1	6	-1	2	0	19	9
LU		8	3	4	-6	4	1	18	0	9	-9
HU		19	-4	9	1	8	0	6	0	19	4
MT		8	-1	7	-2	6	-3	15	-9	7	-1
NL		7	-1	5	1	2	0	42	-1	21	-2
AT		8	-4	10	2	4	-1	20	6	25	-2
PL		12	-1	4	0	5	-1	8	-1	17	5
PT		31	-9	15	11	9	0	4	-2	2	-1
RO		17	-1	8	-4	15	3	7	-1	12	1
SI		50	27	4	2	10	4	5	-4	25	-7
SK		13	0	6	-4	11	3	3	-4	32	1
FI		17	6	10	6	4	1	15	-1	16	1
SE		14	1	14	-1	4	-1	32	0	24	2

Standard Eurobarometer 98
Public opinion in the European Union
Winter 2022-2023

QA3 What do you think are the two most important issues facing (OUR COUNTRY) at the moment?
 (%)
 (MAX. 2 ANSWERS)

		The international situation		Other (SPONTANEOUS)		None (SPONTANEOUS)		Don't know
		January/February 2023	Diff. January/February 2023 - June/July 2022	January/February 2023	Diff. January/February 2023 - June/July 2022	January/February 2023	Diff. January/February 2023 - June/July 2022	
EU27		10	-2	0	0	0	0	0
BE		6	-2	0	0	0	0	0
BG		17	-3	1	0	0	0	0
CZ		16	3	0	0	0	0	1
DK		22	-1	0	0	0	0	1
DE		11	-2	1	1	0	0	0
EE		23	0	0	0	0	0	1
IE		4	0	0	0	0	0	0
EL		10	-6	0	0	0	0	0
ES		5	-2	0	0	0	0	0
FR		6	0	1	1	0	0	1
HR		10	-1	0	0	0	0	0
IT		10	-2	0	0	0	0	0
CY		5	0	2	0	0	0	0
LV		11	-4	0	0	0	0	0
LT		17	-16	0	0	0	0	0
LU		6	-3	0	0	0	0	0
HU		9	-5	0	0	0	0	0
MT		12	-2	0	0	0	0	0
NL		10	1	0	0	0	0	0
AT		8	0	0	0	0	0	0
PL		18	-4	0	0	0	0	0
PT		5	-3	0	-1	0	0	1
RO		13	0	0	0	0	0	0
SI		4	-1	0	0	0	0	1
SK		11	1	0	0	0	0	1
FI		25	-11	0	0	0	0	0
SE		15	2	0	0	0	0	0

Standard Eurobarometer 98
Public opinion in the European Union
Winter 2022-2023

QA4 And personally, what are the two most important issues you are facing at the moment?
 (%)
 (MAX. 2 ANSWERS)

		Crime		The economic situation in (OUR COUNTRY)		Rising prices/ inflation/ cost of living		Taxation		Unemployment	
		January/February 2023	Diff. January/February 2023 - June/July 2022	January/February 2023	Diff. January/February 2023 - June/July 2022	January/February 2023	Diff. January/February 2023 - June/July 2022	January/February 2023	Diff. January/February 2023 - June/July 2022	January/February 2023	Diff. January/February 2023 - June/July 2022
EU27		4	0	12	-2	62	-1	8	0	6	0
BE		7	0	9	1	62	2	8	-2	5	2
BG		3	1	17	-4	62	3	2	-1	6	0
CZ		1	1	18	0	66	-6	3	2	2	1
DK		2	0	8	-4	47	-15	3	0	3	0
DE		2	1	12	-5	73	-1	6	1	2	-1
EE		1	0	14	-4	63	-8	8	0	6	2
IE		4	0	13	0	64	-6	7	-3	4	1
EL		4	0	11	-2	72	2	10	-1	9	2
ES		3	1	14	-3	61	-3	10	0	13	0
FR		9	1	10	2	62	2	3	-1	6	0
HR		2	0	18	-1	66	4	4	0	6	0
IT		3	0	13	-1	61	5	21	5	9	0
CY		3	-2	16	-3	58	3	3	0	9	1
LV		1	1	18	0	68	-2	13	3	7	3
LT		1	0	13	0	71	-3	25	1	5	2
LU		14	8	6	2	52	-6	11	7	2	0
HU		1	-1	17	-2	72	8	4	1	3	0
MT		10	4	9	0	66	11	5	-1	3	-3
NL		3	0	8	-2	54	-8	3	-1	1	0
AT		5	0	12	1	52	-8	4	1	5	-1
PL		4	0	15	0	59	-4	8	2	3	0
PT		1	0	13	0	64	1	13	-1	5	-1
RO		5	-2	16	1	51	7	7	-1	4	0
SI		0	-1	5	-1	45	-9	8	2	2	-1
SK		1	0	12	-3	68	-3	2	-2	4	2
FI		1	0	10	-8	35	-8	3	-3	3	0
SE		16	-2	16	4	36	-4	2	-3	3	1

Standard Eurobarometer 98
Public opinion in the European Union
Winter 2022-2023

QA4 And personally, what are the two most important issues you are facing at the moment?
 (%)
 (MAX. 2 ANSWERS)

		Terrorism		Housing		Cyprus issue		The financial situation of your household		Immigration	
		January/February 2023	Diff. January/February 2023 - June/July 2022	January/February 2023	Diff. January/February 2023 - June/July 2022	January/February 2023	Diff. January/February 2023 - June/July 2022	January/February 2023	Diff. January/February 2023 - June/July 2022	January/February 2023	Diff. January/February 2023 - June/July 2022
EU27		1	0	6	1	0	0	15	-1	3	0
BE		2	0	4	0	0	0	20	0	4	-2
BG		1	1	2	0	0	0	25	1	2	1
CZ		1	1	8	0	0	0	16	-3	2	-3
DK		0	-1	7	2	0	0	10	-4	2	-1
DE		1	0	8	2	0	0	16	1	4	2
EE		1	0	5	1	0	0	16	-3	3	-1
IE		1	0	17	2	0	0	14	3	3	1
EL		0	0	1	0	0	0	28	2	1	0
ES		1	0	7	2	0	0	10	0	1	-1
FR		0	-1	5	1	0	0	14	0	3	0
HR		1	-1	6	0	0	0	24	1	1	-1
IT		2	1	2	-1	0	0	10	-1	3	-1
CY		2	1	6	2	0	0	18	-4	19	6
LV		0	0	6	1	0	0	11	-4	1	0
LT		0	-1	4	1	0	0	10	-3	1	0
LU		1	0	20	-1	0	0	10	3	2	-2
HU		1	0	3	-1	0	0	25	-3	2	-1
MT		4	-1	8	-2	0	0	11	-1	7	-1
NL		1	0	13	3	0	0	11	-3	3	0
AT		3	1	7	3	0	0	21	-1	4	0
PL		2	1	5	0	0	0	21	-1	3	-1
PT		0	0	6	2	0	0	11	-1	1	0
RO		3	-2	5	0	0	0	22	6	4	-1
SI		0	0	7	-2	0	0	9	-4	1	-1
SK		0	0	6	0	0	0	23	0	1	0
FI		0	-1	10	4	0	0	24	-3	1	-1
SE		2	1	5	-1	0	0	15	-1	4	-7

Standard Eurobarometer 98
Public opinion in the European Union
Winter 2022-2023

QA4 And personally, what are the two most important issues you are facing at the moment?
 (%)

(MAX. 2 ANSWERS)

		Health		The education system		The environment and climate change		Pensions		Working conditions	
		January/February 2023	Diff. January/February 2023 - June/July 2022	January/February 2023	Diff. January/February 2023 - June/July 2022	January/February 2023	Diff. January/February 2023 - June/July 2022	January/February 2023	Diff. January/February 2023 - June/July 2022	January/February 2023	Diff. January/February 2023 - June/July 2022
EU27		18	1	8	2	12	0	9	-1	7	0
BE		12	-3	9	2	17	-2	11	0	5	0
BG		14	1	5	-1	3	1	15	-3	10	1
CZ		18	-1	7	4	8	1	5	-4	7	1
DK		22	0	9	4	21	0	7	1	6	-1
DE		15	3	8	3	15	-1	6	-2	5	1
EE		19	5	8	2	4	-1	11	-1	7	0
IE		24	2	7	0	8	-3	5	1	4	0
EL		15	-3	8	2	4	0	14	-1	8	-1
ES		14	2	8	1	7	1	10	-3	10	-1
FR		21	4	9	2	14	1	11	-3	6	-1
HR		18	2	4	1	4	-2	11	-1	11	1
IT		14	-4	8	2	12	-1	7	-1	9	-1
CY		9	-4	9	4	4	0	9	2	6	-1
LV		26	4	7	-1	3	0	11	-2	4	1
LT		20	0	4	-1	4	-1	6	-3	3	-3
LU		12	-5	6	-3	23	1	4	0	6	0
HU		19	0	7	-1	5	-1	11	-2	7	-1
MT		10	1	11	3	20	-2	10	-2	8	-2
NL		25	2	13	3	31	6	7	-2	4	-1
AT		18	-3	12	-1	13	2	9	2	9	1
PL		17	-2	5	1	6	-2	7	-1	7	1
PT		13	-3	6	2	2	-1	15	0	11	0
RO		17	-1	11	-1	9	-1	13	1	7	-3
SI		26	3	9	3	7	-2	12	-2	10	3
SK		20	3	7	0	5	-3	13	0	9	1
FI		53	15	10	6	16	-1	9	-1	7	3
SE		34	9	12	2	29	1	8	-5	6	3

Standard Eurobarometer 98
Public opinion in the European Union
Winter 2022-2023

QA4 And personally, what are the two most important issues you are facing at the moment?
 (%)
 (MAX. 2 ANSWERS)

		Living conditions		Other (SPONTANEOUS)		None (SPONTANEOUS)		Don't know
		January/February 2023	Diff. January/February 2023 - June/July 2022	January/February 2023	Diff. January/February 2023 - June/July 2022	January/February 2023	Diff. January/February 2023 - June/July 2022	
EU27		9	0	0	0	2	0	0
BE		8	-2	1	1	1	0	0
BG		16	0	0	0	1	0	1
CZ		7	0	0	0	3	1	1
DK		7	0	1	0	13	8	1
DE		6	-1	0	0	1	-2	0
EE		10	2	1	1	4	2	0
IE		4	-1	0	0	3	1	0
EL		9	-2	0	0	1	1	0
ES		8	-1	0	0	2	0	0
FR		7	-1	1	0	3	-2	0
HR		12	-2	0	0	0	-1	0
IT		9	1	0	0	1	-1	0
CY		6	-4	0	0	3	-1	0
LV		7	1	0	0	2	-2	0
LT		3	-3	0	0	4	2	0
LU		7	2	0	0	3	-1	0
HU		9	-3	0	0	1	1	0
MT		8	-3	1	1	1	0	0
NL		8	0	0	0	2	1	0
AT		13	1	1	0	1	-1	0
PL		15	2	0	0	2	1	0
PT		8	-1	0	0	5	-1	0
RO		15	0	0	0	0	0	0
SI		10	0	1	1	10	5	0
SK		5	-3	0	0	3	1	0
FI		11	-1	1	1	0	0	0
SE		8	1	0	0	0	0	0





























Standard Eurobarometer 98
Public opinion in the European Union
Winter 2022-2023

QA5 What do you think are the two most important issues facing the EU at the moment?
 (%)
 (MAX. 2 ANSWERS)

		Crime		The economic situation		Rising prices/ inflation/ cost of living		Taxation		Unemployment		Terrorism	
		January/February 2023	Diff. January/February 2023 - June/July 2022	January/February 2023	Diff. January/February 2023 - June/July 2022	January/February 2023	Diff. January/February 2023 - June/July 2022	January/February 2023	Diff. January/February 2023 - June/July 2022	January/February 2023	Diff. January/February 2023 - June/July 2022	January/February 2023	Diff. January/February 2023 - June/July 2022
EU27		5	1	18	-1	32	-2	3	0	5	0	4	0
BE		9	4	18	0	31	-3	3	0	4	0	5	2
BG		4	1	19	-5	22	-9	1	0	3	0	7	4
CZ		2	1	18	-1	34	-8	1	1	2	1	3	2
DK		3	1	16	2	28	-5	1	0	2	1	2	-2
DE		4	2	15	0	33	-7	2	1	2	0	3	0
EE		4	2	18	0	23	-6	2	0	3	1	5	2
IE		6	3	14	-4	36	-11	2	0	4	0	6	-2
EL		6	3	21	5	27	4	1	-1	5	-1	5	3
ES		2	0	23	-7	33	-2	3	0	9	1	3	-2
FR		10	0	17	0	31	-3	1	0	4	-1	6	-1
HR		6	2	16	-6	36	-4	2	0	6	1	6	1
IT		3	1	22	-2	37	4	7	0	9	-2	3	0
CY		9	0	30	-5	30	8	3	1	8	1	9	2
LV		3	2	19	-4	32	-10	6	3	6	4	6	3
LT		4	0	21	3	24	-12	5	0	2	1	7	0
LU		7	-3	15	8	37	0	4	2	3	-1	3	-1
HU		3	0	23	1	32	-1	2	-1	2	-2	3	-3
MT		8	2	18	1	32	0	2	-4	3	-5	9	1
NL		2	0	11	1	19	-7	0	-1	1	0	3	0
AT		6	1	20	2	31	-5	3	0	5	-1	4	1
PL		4	0	18	2	33	-3	4	-1	3	-1	6	3
PT		2	0	23	0	26	4	2	0	4	0	6	0
RO		9	0	17	-4	30	6	6	-1	5	-1	10	3
SI		5	2	18	6	27	-15	3	0	3	1	4	1
SK		4	1	17	1	31	-15	1	0	3	1	4	-1
FI		4	1	13	-1	28	-5	1	0	1	0	4	0
SE		8	0	11	-1	19	-4	1	0	2	1	5	-2





























Standard Eurobarometer 98
Public opinion in the European Union
Winter 2022-2023

QA5 What do you think are the two most important issues facing the EU at the moment?
 (%)
 (MAX. 2 ANSWERS)

		The EU's influence in the world		The state of Member States' public finances		Immigration		Pensions		The environment and climate change		Energy supply	
		January/February 2023	Diff. January/February 2023 - June/July 2022	January/February 2023	Diff. January/February 2023 - June/July 2022	January/February 2023	Diff. January/February 2023 - June/July 2022	January/February 2023	Diff. January/February 2023 - June/July 2022	January/February 2023	Diff. January/February 2023 - June/July 2022	January/February 2023	Diff. January/February 2023 - June/July 2022
EU27		9	1	14	1	17	4	3	0	20	0	26	-2
BE		10	2	14	2	19	0	4	0	26	2	28	-5
BG		11	1	8	0	32	8	1	-2	6	0	28	2
CZ		5	0	15	6	23	3	2	0	10	0	34	-12
DK		11	0	5	-2	10	-3	2	1	39	7	28	-4
DE		9	0	19	4	21	10	2	0	24	0	29	-8
EE		6	1	8	0	21	2	2	1	7	1	37	-8
IE		10	2	6	-3	26	15	2	1	17	-4	23	-10
EL		11	-1	16	-1	15	-4	1	1	9	0	43	3
ES		6	0	13	2	12	0	4	0	15	3	25	0
FR		9	0	9	0	17	2	5	1	23	-2	21	3
HR		10	-4	20	4	14	6	3	0	12	0	28	1
IT		6	1	16	2	11	6	4	-1	18	-1	28	-2
CY		4	1	5	-3	48	-2	4	3	8	4	14	1
LV		8	2	7	1	19	5	4	2	8	3	27	-8
LT		8	-5	7	3	14	-1	1	1	9	-1	31	7
LU		10	0	16	4	12	-1	5	0	24	-4	24	-2
HU		9	-1	20	1	17	2	3	-1	12	-1	33	8
MT		5	-3	10	-1	22	8	3	-3	19	-6	18	4
NL		14	2	11	-2	32	9	1	1	38	-1	25	-3
AT		10	2	12	-1	22	10	3	0	25	2	24	-11
PL		9	0	16	-1	17	-2	3	0	12	0	21	5
PT		10	0	19	3	10	0	2	0	11	-1	9	-1
RO		9	0	14	3	11	2	4	-3	12	1	19	1
SI		10	1	8	0	19	5	3	1	13	-4	36	-6
SK		7	-2	19	4	14	2	4	2	8	-5	42	2
FI		14	4	21	-1	10	1	1	0	24	4	28	1
SE		9	1	4	-2	10	-6	1	0	47	3	34	0

Standard Eurobarometer 98
Public opinion in the European Union
Winter 2022-2023





























QA5 What do you think are the two most important issues facing the EU at the moment?
 (%)
 (MAX. 2 ANSWERS)

	Health		The international situation		Other (SPONTANEOUS)		None (SPONTANEOUS)		Don't know
	January/February 2023	Diff. January/February 2023 - June/July 2022	January/February 2023	Diff. January/February 2023 - June/July 2022	January/February 2023	Diff. January/February 2023 - June/July 2022	January/February 2023	Diff. January/February 2023 - June/July 2022	
EU27 	5	-2	28	0	0	0	0	0	2
BE 	3	-2	18	-5	0	0	0	0	0
BG 	3	-2	37	3	0	0	0	0	5
CZ 	1	0	33	-3	0	0	0	0	3
DK 	4	2	38	-3	0	0	0	0	1
DE 	2	0	27	-2	1	1	0	0	1
EE 	2	0	47	4	0	0	0	0	3
IE 	6	-1	28	8	0	-1	0	0	2
EL 	8	-5	28	-6	0	0	0	0	1
ES 	6	-1	28	2	0	0	0	0	2
FR 	8	-2	25	2	1	0	0	0	3
HR 	6	-1	28	0	0	0	0	0	0
IT 	7	-3	23	-2	0	0	0	0	0
CY 	6	-3	14	-6	0	0	0	-1	1
LV 	5	3	33	-7	0	0	0	0	4
LT 	2	1	41	-8	1	1	1	1	4
LU 	5	0	22	0	0	0	0	0	0
HU 	5	-1	25	-4	0	0	0	0	1
MT 	5	-6	40	12	0	0	1	1	3
NL 	1	0	40	0	0	0	0	0	0
AT 	7	0	25	4	1	1	0	0	0
PL 	7	0	28	-2	0	0	1	0	1
PT 	5	-4	36	2	2	-2	0	0	6
RO 	12	-3	28	3	0	-1	0	0	3
SI 	7	1	23	-1	0	-1	0	0	3
SK 	3	1	31	1	1	1	1	1	1
FI 	3	0	42	-1	0	0	0	0	1
SE 	1	0	43	5	0	0	0	0	0

Standard Eurobarometer 98
Public opinion in the European Union
Winter 2022-2023



























QA6.1 How much trust do you have in certain institutions? For each of the following institutions, do you tend to trust it or tend not to trust it?

The media (%)

		Tend to trust		Tend not to trust		Don't know
		January/February 2023	Diff. January/February 2023 - June/July 2022	January/February 2023	Diff. January/February 2023 - June/July 2022	January/February 2023
EU27		38	0	58	-1	4
BE		47	1	51	-2	2
BG		39	3	55	-3	6
CZ		41	-2	57	2	2
DK		62	5	35	-6	3
DE		43	1	52	-2	5
EE		41	-1	54	1	5
IE		46	5	50	-4	4
EL		19	1	80	-1	1
ES		27	-1	70	1	3
FR		21	-2	76	1	3
HR		33	7	65	-7	2
IT		45	7	53	-5	2
CY		32	0	65	-1	3
LV		47	4	46	-6	7
LT		37	-4	60	3	3
LU		43	2	51	-3	6
HU		30	-1	68	1	2
MT		39	-5	57	4	4
NL		58	2	38	-3	4
AT		46	3	50	-4	4
PL		37	-3	59	3	4
PT		55	-1	41	0	4
RO		36	-4	59	3	5
SI		25	-5	71	3	4
SK		31	-5	64	1	5
FI		73	-4	22	1	5
SE		59	-1	37	-3	4





























Standard Eurobarometer 98
Public opinion in the European Union
Winter 2022-2023

QA6.2 How much trust do you have in certain institutions? For each of the following institutions, do you tend to trust it or tend not to trust it?
Political parties (%)

		Tend to trust		Tend not to trust		
		January/February 2023	Diff. January/February 2023 - June/July 2022	January/February 2023	Diff. January/February 2023 - June/July 2022	Don't know
EU27		21	0	75	0	4
BE		25	1	73	-1	2
BG		12	-1	81	0	7
CZ		14	1	83	0	3
DK		47	5	48	-7	5
DE		30	0	64	-1	6
EE		15	-1	73	-3	12
IE		35	5	59	-6	6
EL		12	3	87	-3	1
ES		7	-1	90	1	3
FR		8	-3	87	2	5
HR		16	5	82	-6	2
IT		22	4	75	-6	3
CY		14	-1	83	0	3
LV		15	6	78	-7	7
LT		14	1	79	-5	7
LU		34	-3	54	4	12
HU		21	-6	77	6	2
MT		38	-3	59	4	3
NL		43	8	54	-9	3
AT		30	-2	65	1	5
PL		27	3	70	-2	3
PT		14	-2	81	0	5
RO		22	-8	73	9	5
SI		12	-2	84	1	4
SK		11	0	84	-3	5
FI		33	-9	54	2	13
SE		31	-3	68	2	1





























Standard Eurobarometer 98
Public opinion in the European Union
Winter 2022-2023

QA6.3 How much trust do you have in certain institutions? For each of the following institutions, do you tend to trust it or tend not to trust it?
Justice, the (NATIONALITY) legal system (%)

		Tend to trust		Tend not to trust		Don't know
		January/February 2023	Diff. January/February 2023 - June/July 2022	January/February 2023	Diff. January/February 2023 - June/July 2022	January/February 2023
EU27		54	2	42	-2	4
BE		53	-2	46	2	1
BG		26	3	64	-4	10
CZ		57	2	38	-3	5
DK		88	4	11	-3	1
DE		66	0	30	0	4
EE		61	-2	26	0	13
IE		69	6	27	-5	4
EL		56	-2	43	3	1
ES		46	-5	51	6	3
FR		43	1	52	-2	5
HR		31	5	66	-5	3
IT		52	9	45	-9	3
CY		48	3	50	-2	2
LV		43	-3	44	2	13
LT		50	3	41	-9	9
LU		73	1	18	-1	9
HU		53	-2	46	3	1
MT		49	0	48	2	3
NL		82	7	16	-7	2
AT		67	-1	28	-1	5
PL		37	0	59	0	4
PT		42	2	54	-2	4
RO		50	4	44	-3	6
SI		35	-2	61	1	4
SK		33	0	58	-6	9
FI		87	5	11	-5	2
SE		81	8	18	-9	1




























Standard Eurobarometer 98
Public opinion in the European Union
Winter 2022-2023

QA6.4 How much trust do you have in certain institutions? For each of the following institutions, do you tend to trust it or tend not to trust it?
The police (%)

		Tend to trust		Tend not to trust		Don't know
		January/February 2023	Diff. January/February 2023 - June/July 2022	January/February 2023	Diff. January/February 2023 - June/July 2022	January/February 2023
EU27		70	1	27	-1	3
BE		76	2	23	-2	1
BG		47	-2	45	1	8
CZ		75	-2	22	0	3
DK		93	3	5	-4	2
DE		78	-1	18	0	4
EE		79	-1	15	-1	6
IE		78	1	19	-1	3
EL		70	0	28	-1	2
ES		75	0	23	1	2
FR		70	1	26	-1	4
HR		60	6	37	-5	3
IT		71	7	27	-6	2
CY		57	6	41	-6	2
LV		63	-2	27	-1	10
LT		78	0	18	-3	4
LU		83	-4	12	2	5
HU		65	-1	34	1	1
MT		70	1	28	-1	2
NL		89	6	10	-6	1
AT		74	-3	22	2	4
PL		41	-4	55	3	4
PT		76	2	21	-2	3
RO		49	1	46	-1	5
SI		61	4	35	-5	4
SK		46	-5	48	1	6
FI		94	2	4	-3	2
SE		87	4	12	-5	1

Standard Eurobarometer 98
Public opinion in the European Union
Winter 2022-2023



























QA6.5 How much trust do you have in certain institutions? For each of the following institutions, do you tend to trust it or tend not to trust it?
The army (%)

		Tend to trust		Tend not to trust		Don't know
		January/February 2023	Diff. January/February 2023 - June/July 2022	January/February 2023	Diff. January/February 2023 - June/July 2022	January/February 2023
EU27		71	0	24	0	5
BE		82	4	15	-4	3
BG		49	3	36	-3	15
CZ		75	-5	22	5	3
DK		88	0	8	-1	4
DE		65	-2	29	3	6
EE		74	-4	15	3	11
IE		86	2	9	-1	5
EL		79	-4	19	4	2
ES		71	-4	23	3	6
FR		80	0	13	0	7
HR		66	5	32	-4	2
IT		70	6	27	-5	3
CY		69	2	28	0	3
LV		68	-4	20	2	12
LT		79	-3	14	-2	7
LU		76	-2	10	1	14
HU		54	-7	41	6	5
MT		78	-2	15	-2	7
NL		80	0	14	-3	6
AT		70	-1	24	1	6
PL		58	-5	38	5	4
PT		74	5	20	-5	6
RO		61	4	35	-1	4
SI		63	3	32	-4	5
SK		51	-10	37	1	12
FI		96	1	2	-2	2
SE		88	2	9	-5	3

Standard Eurobarometer 98
Public opinion in the European Union
Winter 2022-2023



























QA6.7 How much trust do you have in certain institutions? For each of the following institutions, do you tend to trust it or tend not to trust it?

Regional or local public authorities (%)

		Tend to trust		Tend not to trust		Don't know
		January/February 2023	Diff. January/February 2023 - June/July 2022	January/February 2023	Diff. January/February 2023 - June/July 2022	January/February 2023
EU27		56	2	39	-2	5
BE		62	2	37	-1	1
BG		45	-2	46	1	9
CZ		63	6	33	-7	4
DK		78	4	20	-4	2
DE		70	1	26	-1	4
EE		49	-1	38	0	13
IE		67	2	28	-1	5
EL		37	6	61	-6	2
ES		47	4	48	-4	5
FR		58	-2	35	2	7
HR		34	4	62	-3	4
IT		42	5	54	-5	4
CY		52	0	46	1	2
LV		59	9	31	-11	10
LT		54	6	39	-11	7
LU		77	-5	16	4	7
HU		59	-4	40	5	1
MT		66	0	31	0	3
NL		69	10	27	-10	4
AT		64	-5	31	5	5
PL		51	-1	44	2	5
PT		56	3	40	-2	4
RO		42	4	53	-2	5
SI		47	3	49	-3	4
SK		50	-1	43	-3	7
FI		69	5	20	-11	11
SE		75	13	22	-16	3

Standard Eurobarometer 98
Public opinion in the European Union
Winter 2022-2023




























QA6.8 How much trust do you have in certain institutions? For each of the following institutions, do you tend to trust it or tend not to trust it?
Health and medical staff in (OUR COUNTRY) (%)

		Tend to trust		Tend not to trust		Don't know
		January/February 2023	Diff. January/February 2023 - June/July 2022	January/February 2023	Diff. January/February 2023 - June/July 2022	January/February 2023
EU27		76	0	21	-1	3
BE		86	0	13	0	1
BG		53	-1	39	-1	8
CZ		82	-1	17	1	1
DK		91	0	8	0	1
DE		80	-1	17	0	3
EE		73	-7	21	5	6
IE		84	1	14	0	2
EL		66	-8	33	9	1
ES		87	2	13	-1	0
FR		86	2	11	-3	3
HR		65	2	33	-2	2
IT		68	4	29	-4	3
CY		71	0	28	2	1
LV		62	-8	32	5	6
LT		64	0	32	-3	4
LU		87	-5	10	3	3
HU		52	-3	47	3	1
MT		91	1	8	-1	1
NL		94	2	5	-2	1
AT		75	-2	22	2	3
PL		59	-5	38	5	3
PT		85	-2	12	1	3
RO		52	-3	44	4	4
SI		58	0	39	-1	3
SK		62	-6	35	4	3
FI		88	0	9	-2	3
SE		89	7	10	-8	1

Standard Eurobarometer 98
Public opinion in the European Union
Winter 2022-2023




























QA6.9 How much trust do you have in certain institutions? For each of the following institutions, do you tend to trust it or tend not to trust it?

The (NATIONALITY) Government (%)

		Tend to trust		Tend not to trust		Don't know
		January/February 2023	Diff. January/February 2023 - June/July 2022	January/February 2023	Diff. January/February 2023 - June/July 2022	
EU27		32	-2	63	2	5
BE		38	-2	59	1	3
BG		19	0	72	-1	9
CZ		30	0	67	0	3
DK		54	2	39	-7	7
DE		40	-9	54	8	6
EE		36	-3	52	1	12
IE		48	2	46	-3	6
EL		24	2	74	-1	2
ES		24	1	73	-1	3
FR		23	0	72	2	5
HR		23	3	75	-3	2
IT		33	0	61	-2	6
CY		32	-1	65	3	3
LV		32	2	61	-3	7
LT		36	0	57	-5	7
LU		71	1	20	-2	9
HU		39	-9	58	9	3
MT		63	0	32	-2	5
NL		44	6	53	-7	3
AT		40	1	53	-2	7
PL		27	1	69	-1	4
PT		41	-4	55	5	4
RO		21	-6	74	7	5
SI		29	-8	65	8	6
SK		14	-4	82	2	4
FI		59	-9	33	5	8
SE		37	-16	58	11	5

Standard Eurobarometer 98
Public opinion in the European Union
Winter 2022-2023





























QA6.10 How much trust do you have in certain institutions? For each of the following institutions, do you tend to trust it or tend not to trust it?
The (NATIONALITY) Parliament (%)

		Tend to trust		Tend not to trust		Don't know
		January/February 2023	Diff. January/February 2023 - June/July 2022	January/February 2023	Diff. January/February 2023 - June/July 2022	January/February 2023
EU27		33	-1	61	1	6
BE		41	-4	56	3	3
BG		14	2	79	-4	7
CZ		25	-1	71	0	4
DK		63	3	32	-6	5
DE		44	-5	48	3	8
EE		26	-5	58	-1	16
IE		49	5	44	-5	7
EL		26	2	71	-3	3
ES		16	-4	78	4	6
FR		23	-3	69	8	8
HR		23	2	74	-2	3
IT		35	5	61	-5	4
CY		27	-2	67	0	6
LV		31	9	61	-10	8
LT		18	-4	75	-1	7
LU		56	2	24	-1	20
HU		38	-6	60	7	2
MT		58	-1	36	-1	6
NL		48	6	48	-8	4
AT		46	-1	47	-1	7
PL		28	0	68	0	4
PT		38	-3	56	3	6
RO		23	-6	72	7	5
SI		26	-8	68	8	6
SK		14	-3	80	-2	6
FI		63	-7	29	3	8
SE		68	11	29	-14	3

Standard Eurobarometer 98
Public opinion in the European Union
Winter 2022-2023





























QA6.11 How much trust do you have in certain institutions? For each of the following institutions, do you tend to trust it or tend not to trust it?

The European Union (%)

		Tend to trust		Tend not to trust		Don't know
		January/February 2023	Diff. January/February 2023 - June/July 2022	January/February 2023	Diff. January/February 2023 - June/July 2022	
EU27		47	-2	45	2	8
BE		49	-6	47	5	4
BG		45	-4	40	4	15
CZ		44	1	49	-1	7
DK		71	6	24	-8	5
DE		45	-4	46	3	9
EE		46	-2	33	-3	21
IE		61	3	27	-4	12
EL		37	0	60	0	3
ES		45	-5	47	6	8
FR		33	-1	57	4	10
HR		52	10	42	-8	6
IT		44	-2	50	4	6
CY		43	1	50	-4	7
LV		58	2	28	-5	14
LT		64	-5	24	-3	12
LU		57	-3	33	1	10
HU		50	-6	44	4	6
MT		64	-7	26	2	10
NL		57	5	37	-8	6
AT		44	0	49	-1	7
PL		58	-6	33	5	9
PT		65	-3	26	2	9
RO		52	-2	39	3	9
SI		40	-4	53	3	7
SK		37	-7	53	3	10
FI		57	-3	27	-5	16
SE		63	2	29	-10	8



























Standard Eurobarometer 98
Public opinion in the European Union
Winter 2022-2023

QA6.12 How much trust do you have in certain institutions? For each of the following institutions, do you tend to trust it or tend not to trust it?
The United Nations (%)

		Tend to trust		Tend not to trust		Don't know
		January/February 2023	Diff. January/February 2023 - June/July 2022	January/February 2023	Diff. January/February 2023 - June/July 2022	
EU27		48	-1	40	1	12
BE		52	-7	41	3	7
BG		38	-3	38	2	24
CZ		53	5	38	-5	9
DK		82	2	12	-3	6
DE		50	2	38	1	12
EE		34	-5	36	-2	30
IE		61	3	25	-2	14
EL		31	4	62	-5	7
ES		45	-5	45	7	10
FR		38	0	42	-1	20
HR		51	7	41	-7	8
IT		41	-2	51	4	8
CY		28	2	62	-4	10
LV		45	4	30	-12	25
LT		54	-5	25	-10	21
LU		52	5	30	-5	18
HU		55	-5	38	3	7
MT		67	-4	18	-3	15
NL		66	5	25	-10	9
AT		45	-1	44	-2	11
PL		58	-7	30	4	12
PT		60	-7	24	4	16
RO		48	-5	41	5	11
SI		29	-5	58	-1	13
SK		35	-10	52	3	13
FI		56	-4	26	-5	18
SE		75	5	20	-10	5





























Standard Eurobarometer 98
Public opinion in the European Union
Winter 2022-2023

QA6.13 How much trust do you have in certain institutions? For each of the following institutions, do you tend to trust it or tend not to trust it?
NATO (%)

		Tend to trust		Tend not to trust		Don't know
		January/February 2023	Diff. January/February 2023 - June/July 2022	January/February 2023	Diff. January/February 2023 - June/July 2022	January/February 2023
EU27		50	-1	39	1	11
BE		58	-4	36	1	6
BG		31	-3	49	2	20
CZ		61	0	32	0	7
DK		86	-1	10	0	4
DE		54	-4	36	4	10
EE		57	-4	24	0	19
IE		56	2	25	-4	19
EL		21	3	73	-2	6
ES		40	-7	50	9	10
FR		41	5	40	-3	19
HR		42	4	48	-5	10
IT		41	-1	50	0	9
CY		18	-1	68	-2	14
LV		60	2	22	-8	18
LT		70	-5	18	-3	12
LU		55	5	26	-5	19
HU		53	-8	40	6	7
MT		56	-8	27	-1	17
NL		76	3	17	-6	7
AT		38	1	51	-3	11
PL		66	-5	25	4	9
PT		49	2	26	-5	25
RO		46	-9	43	8	11
SI		32	-1	59	-1	9
SK		30	-13	60	9	10
FI		75	-2	12	-5	13
SE		66	-7	26	-1	8

Standard Eurobarometer 98
Public opinion in the European Union
Winter 2022-2023

QA7 What does the EU mean to you personally?
 (%)
 (MULTIPLE ANSWERS POSSIBLE)





























		Peace		Economic prosperity		Democracy		Social protection		Freedom to travel, study and work anywhere in the EU		Cultural diversity	
		January/February 2023	Diff. January/February 2023 - June/July 2022	January/February 2023	Diff. January/February 2023 - June/July 2022	January/February 2023	Diff. January/February 2023 - June/July 2022	January/February 2023	Diff. January/February 2023 - June/July 2022	January/February 2023	Diff. January/February 2023 - June/July 2022	January/February 2023	Diff. January/February 2023 - June/July 2022
		EU27		32	-1	19	0	26	-2	12	-1	50	-1
BE		31	-4	25	0	24	-4	18	1	46	-2	22	6
BG		22	2	15	-1	20	0	11	-1	57	1	23	2
CZ		32	-1	23	0	27	-1	10	2	57	-3	21	2
DK		57	7	34	4	45	5	21	5	64	4	34	4
DE		41	-3	21	-3	33	-5	11	-2	53	-7	29	-4
EE		30	1	10	-6	17	-3	13	0	68	2	24	-3
IE		25	-6	28	3	19	-3	12	-3	56	-4	20	-4
EL		43	8	10	0	26	4	16	2	67	3	31	-4
ES		18	-3	22	-2	16	-8	12	-5	44	-2	20	-4
FR		35	-1	11	1	25	5	11	-1	48	3	29	0
HR		23	0	27	3	17	0	13	0	55	3	17	-2
IT		28	5	10	-1	22	-3	9	-2	41	-2	18	3
CY		31	3	16	-2	32	-1	18	-7	65	-3	40	5
LV		34	1	21	-3	17	-4	17	-2	59	-5	19	-5
LT		36	6	27	-5	26	-4	19	1	74	6	31	4
LU		47	-8	18	-5	33	-6	15	-8	58	-8	34	-8
HU		23	-3	16	-1	23	-3	11	-5	49	1	20	-7
MT		16	-7	24	4	21	0	12	-5	41	4	21	-5
NL		49	5	38	6	32	5	13	0	67	7	28	6
AT		34	-8	26	1	30	-5	24	-5	54	-3	29	1
PL		24	-7	17	-2	25	-8	10	-3	41	-2	13	-6
PT		18	-7	20	0	20	1	15	-2	55	-1	21	-2
RO		28	-2	22	-3	26	1	15	-1	42	4	16	-4
SI		33	-2	21	0	21	-3	17	2	51	0	27	5
SK		22	-6	17	-9	15	-7	9	-2	63	1	19	2
FI		40	8	20	-1	27	0	9	2	70	6	30	3
SE		53	16	21	4	49	15	14	6	74	17	30	15

Standard Eurobarometer 98
Public opinion in the European Union
Winter 2022-2023

QA7 What does the EU mean to you personally?

(%)

(MULTIPLE ANSWERS POSSIBLE)

		Stronger say in the world		The euro		Unemployment		Bureaucracy		Waste of money		Loss of our cultural identity	
		January/February 2023	Diff. January/February 2023 - June/July 2022	January/February 2023	Diff. January/February 2023 - June/July 2022	January/February 2023	Diff. January/February 2023 - June/July 2022	January/February 2023	Diff. January/February 2023 - June/July 2022	January/February 2023	Diff. January/February 2023 - June/July 2022	January/February 2023	Diff. January/February 2023 - June/July 2022
EU27		26	-1	32	-1	7	0	20	0	19	0	12	0
BE		26	-2	38	-4	4	-2	18	0	23	4	9	-1
BG		19	-1	13	3	6	-2	17	1	15	-1	16	0
CZ		26	1	19	-1	5	1	30	-6	24	-4	14	-3
DK		41	8	19	8	5	3	32	3	12	-1	8	-4
DE		26	-3	43	1	5	-1	31	-1	29	1	13	3
EE		17	-2	44	-4	6	0	25	1	16	-6	17	-1
IE		26	-1	33	-1	3	0	11	-3	6	1	7	-3
EL		42	-1	42	-1	24	0	17	-2	24	5	21	-4
ES		21	-6	24	-6	4	-1	15	0	12	2	4	0
FR		22	0	35	-1	10	1	19	3	28	-1	13	-1
HR		21	1	25	4	6	0	10	0	12	2	20	5
IT		23	-3	30	0	9	-4	12	1	12	-3	12	0
CY		26	-4	52	2	31	-4	26	-6	33	1	32	0
LV		15	2	29	-5	8	3	13	-8	13	-4	10	0
LT		25	-1	20	-1	5	2	18	2	19	4	13	0
LU		25	0	43	-15	3	-1	20	2	16	-3	9	0
HU		20	-5	20	3	5	0	14	-2	7	0	9	-2
MT		34	9	27	5	7	0	12	-4	15	3	16	1
NL		43	6	52	6	3	1	30	3	14	-4	13	-2
AT		34	2	52	-4	20	-5	33	-3	37	-1	30	0
PL		26	-2	14	0	4	1	11	0	10	1	9	-2
PT		34	-1	40	-6	5	0	6	-4	4	-2	5	-2
RO		18	-3	18	-4	8	0	12	2	11	-2	14	-1
SI		19	0	47	2	4	0	21	3	22	2	11	-1
SK		21	-1	39	-3	8	3	24	-2	32	6	16	0
FI		24	0	52	0	2	0	33	4	21	0	8	-1
SE		49	12	16	8	4	2	39	10	20	-3	5	-2

Standard Eurobarometer 98
Public opinion in the European Union
Winter 2022-2023





























QA7 What does the EU mean to you personally?
 (%)
 (MULTIPLE ANSWERS POSSIBLE)

		More crime		Not enough international border controls		Quality of life for future generations		Other (SPONTANEOUS)		Don't know
		January/February 2023	Diff. January/February 2023 - June/July 2022	January/February 2023	Diff. January/February 2023 - June/July 2022	January/February 2023	Diff. January/February 2023 - June/July 2022	January/February 2023	Diff. January/February 2023 - June/July 2022	
EU27		11	0	19	0	20	-2	0	0	2
BE		10	2	18	0	20	0	1	1	0
BG		9	1	17	5	26	-4	0	0	2
CZ		12	1	22	-2	21	0	0	0	6
DK		8	1	17	0	28	-1	1	0	1
DE		21	2	26	2	19	-7	0	-1	1
EE		9	2	14	0	21	0	0	0	1
IE		4	-1	11	2	19	-4	0	0	2
EL		20	0	36	2	19	2	0	0	1
ES		2	-1	9	0	16	0	0	-1	0
FR		9	-1	23	-1	13	-3	1	1	3
HR		10	2	16	7	39	8	0	0	0
IT		6	-2	18	2	22	1	0	0	2
CY		35	0	38	-1	20	-3	1	0	1
LV		5	2	14	3	25	1	1	0	3
LT		6	3	15	1	32	0	1	1	1
LU		11	0	16	-2	22	-1	1	1	0
HU		9	-2	19	-3	29	0	1	1	2
MT		16	4	22	3	22	-4	0	0	1
NL		7	-1	15	-5	30	-1	0	0	0
AT		33	0	46	4	27	-4	1	1	0
PL		7	0	7	-3	24	-4	0	0	2
PT		7	-1	13	-1	18	0	0	0	2
RO		10	-3	16	2	22	0	1	0	3
SI		13	4	16	1	22	-1	2	1	2
SK		21	9	31	10	18	-7	1	1	2
FI		7	-1	9	-6	20	0	0	0	1
SE		10	-5	19	-2	26	11	0	0	1

Standard Eurobarometer 98
Public opinion in the European Union
Winter 2022-2023

QA10.1 Have you heard of...?





























The European Parliament (%)

		Yes		No		Don't know
		January/February 2023	Diff. January/February 2023 - June/July 2022	January/February 2023	Diff. January/February 2023 - June/July 2022	
EU27		89	0	10	0	1
BE		95	1	5	-1	0
BG		92	3	8	-3	0
CZ		86	-7	13	7	1
DK		96	-1	4	1	0
DE		87	-3	11	3	2
EE		92	-1	6	0	2
IE		91	-2	8	2	1
EL		96	1	4	-1	0
ES		92	1	8	0	0
FR		89	0	10	-1	1
HR		88	-1	11	1	1
IT		87	2	12	-2	1
CY		90	-1	8	2	2
LV		91	0	7	-1	2
LT		96	0	3	0	1
LU		95	-2	5	3	0
HU		92	1	8	-1	0
MT		98	1	2	-1	0
NL		97	1	3	-1	0
AT		81	-3	19	4	0
PL		88	1	11	-1	1
PT		93	0	6	0	1
RO		77	3	21	-3	2
SI		96	-1	3	0	1
SK		95	0	4	-1	1
FI		95	-2	4	1	1
SE		99	0	1	0	0

Standard Eurobarometer 98
Public opinion in the European Union
Winter 2022-2023

QA10.2 Have you heard of...?





























The European Commission (%)

		Yes		No		Don't know
		January/February 2023	Diff. January/February 2023 - June/July 2022	January/February 2023	Diff. January/February 2023 - June/July 2022	
EU27		83	0	16	0	1
BE		89	-1	10	0	1
BG		82	1	17	-1	1
CZ		74	-13	24	12	2
DK		90	1	9	-1	1
DE		80	-3	18	3	2
EE		82	-1	15	1	3
IE		85	0	14	0	1
EL		93	-1	7	1	0
ES		85	2	15	-1	0
FR		85	1	14	-2	1
HR		81	-3	17	3	2
IT		78	1	21	-1	1
CY		87	2	11	0	2
LV		84	0	13	-1	3
LT		89	-1	9	0	2
LU		92	-5	8	5	0
HU		87	1	13	-1	0
MT		94	1	6	0	0
NL		89	1	9	-2	2
AT		73	-4	26	4	1
PL		84	0	14	-1	2
PT		91	3	8	-3	1
RO		71	1	27	0	2
SI		92	-2	7	1	1
SK		87	-2	12	1	1
FI		93	-1	6	1	1
SE		87	0	12	-1	1

Standard Eurobarometer 98
Public opinion in the European Union
Winter 2022-2023

QA10.3 Have you heard of...?





























The European Central Bank (%)

		Yes		No		Don't know
		January/February 2023	Diff. January/February 2023 - June/July 2022	January/February 2023	Diff. January/February 2023 - June/July 2022	January/February 2023
EU27		85	0	14	0	1
BE		85	-4	14	4	1
BG		87	2	12	-2	1
CZ		78	-9	20	8	2
DK		90	3	10	-2	0
DE		87	-4	11	4	2
EE		82	-4	15	3	3
IE		92	-2	7	1	1
EL		93	-2	7	2	0
ES		91	1	9	0	0
FR		82	1	17	-1	1
HR		86	1	13	-1	1
IT		82	0	18	0	0
CY		89	-3	9	4	2
LV		85	1	13	-1	2
LT		86	-3	12	2	2
LU		92	-2	8	2	0
HU		76	-1	23	0	1
MT		91	0	8	0	1
NL		94	2	6	-1	0
AT		79	-4	19	3	2
PL		79	1	20	-2	1
PT		92	2	7	-2	1
RO		68	1	29	-1	3
SI		92	-1	7	0	1
SK		88	-4	10	2	2
FI		94	-2	4	1	2
SE		94	1	6	-1	0

Standard Eurobarometer 98
Public opinion in the European Union
Winter 2022-2023

QA10.4 Have you heard of...?




























The European Council (%)

		Yes		No		Don't know
		January/February 2023	Diff. January/February 2023 - June/July 2022	January/February 2023	Diff. January/February 2023 - June/July 2022	January/February 2023
EU27		76	-2	22	1	2
BE		76	-5	22	4	2
BG		78	1	21	0	1
CZ		74	-10	23	9	3
DK		80	3	18	-4	2
DE		72	-6	25	6	3
EE		72	-1	23	-1	5
IE		79	0	19	0	2
EL		85	3	15	-3	0
ES		81	2	18	-2	1
FR		73	-4	26	4	1
HR		83	-3	15	2	2
IT		76	2	23	-2	1
CY		85	0	12	1	3
LV		78	-1	18	-2	4
LT		76	4	22	-5	2
LU		87	-2	12	2	1
HU		81	0	18	0	1
MT		93	0	7	1	0
NL		67	-3	31	2	2
AT		59	-6	37	5	4
PL		81	-1	17	0	2
PT		87	2	11	-2	2
RO		68	1	29	-1	3
SI		90	-1	9	0	1
SK		80	-4	18	3	2
FI		83	-4	14	3	3
SE		80	-4	19	3	1

Standard Eurobarometer 98
Public opinion in the European Union
Winter 2022-2023

QA11.1 Please tell if you tend to trust or tend not to trust these European institutions?





























The European Parliament (%)

		Tend to trust		Tend not to trust		Don't know
		January/February 2023	Diff. January/February 2023 - June/July 2022	January/February 2023	Diff. January/February 2023 - June/July 2022	January/February 2023
EU27		49	-3	37	1	14
BE		53	-10	41	7	6
BG		42	-2	41	0	17
CZ		45	2	42	-1	13
DK		74	4	20	-4	6
DE		47	-7	37	5	16
EE		42	-10	30	3	28
IE		61	-3	19	-2	20
EL		35	-5	59	2	6
ES		42	-1	46	3	12
FR		38	-1	40	0	22
HR		56	5	35	-5	9
IT		54	1	36	-3	10
CY		41	-5	46	5	13
LV		57	7	21	-11	22
LT		61	-6	22	-4	17
LU		60	-7	27	6	13
HU		54	-9	39	8	7
MT		63	-10	22	2	15
NL		62	1	29	-5	9
AT		39	-9	51	6	10
PL		53	-9	31	8	16
PT		64	2	20	0	16
RO		51	-3	39	4	10
SI		35	-12	53	7	12
SK		39	-7	50	2	11
FI		62	-3	18	-9	20
SE		71	2	19	-12	10

Standard Eurobarometer 98
Public opinion in the European Union
Winter 2022-2023

QA11.2 Please tell if you tend to trust or tend not to trust these European institutions?





























The European Commission (%)

		Tend to trust		Tend not to trust		Don't know
		January/February 2023	Diff. January/February 2023 - June/July 2022	January/February 2023	Diff. January/February 2023 - June/July 2022	January/February 2023
EU27		46	-2	37	1	17
BE		52	-8	42	7	6
BG		42	-3	36	-1	22
CZ		39	-2	41	-2	20
DK		72	1	17	-3	11
DE		42	-6	38	5	20
EE		39	-7	28	1	33
IE		59	1	17	-3	24
EL		30	-1	63	-1	7
ES		39	-1	46	3	15
FR		35	0	40	-2	25
HR		50	4	37	-6	13
IT		50	1	36	-4	14
CY		37	-1	47	2	16
LV		54	5	21	-10	25
LT		61	-8	19	-4	20
LU		61	-5	25	4	14
HU		54	-7	38	7	8
MT		66	-6	17	-4	17
NL		60	1	26	-5	14
AT		40	-6	48	3	12
PL		50	-10	31	8	19
PT		64	3	18	0	18
RO		51	-4	35	4	14
SI		38	-10	49	5	13
SK		37	-11	47	4	16
FI		59	-3	18	-9	23
SE		65	-3	16	-16	19

Standard Eurobarometer 98
Public opinion in the European Union
Winter 2022-2023

QA11.3 Please tell if you tend to trust or tend not to trust these European institutions?





























The European Central Bank (%)

		Tend to trust		Tend not to trust		Don't know
		January/February 2023	Diff. January/February 2023 - June/July 2022	January/February 2023	Diff. January/February 2023 - June/July 2022	
EU27		46	-1	38	-1	16
BE		52	-9	39	6	9
BG		48	1	34	-3	18
CZ		52	2	33	-1	15
DK		76	3	14	-3	10
DE		44	1	41	-2	15
EE		38	-12	28	3	34
IE		58	0	24	-2	18
EL		27	4	67	-6	6
ES		36	-4	52	5	12
FR		36	1	40	-1	24
HR		50	5	39	-6	11
IT		48	1	40	-4	12
CY		36	0	50	-2	14
LV		53	1	23	-5	24
LT		56	-9	21	-4	23
LU		62	-2	24	5	14
HU		49	-8	37	5	14
MT		67	-8	15	-3	18
NL		68	4	22	-8	10
AT		42	-2	46	-2	12
PL		46	-10	31	7	23
PT		63	1	20	1	17
RO		45	-6	41	5	14
SI		36	-10	51	6	13
SK		38	-14	45	4	17
FI		69	-2	13	-8	18
SE		68	-3	16	-13	16

Standard Eurobarometer 98
Public opinion in the European Union
Winter 2022-2023

QA11.4 Please tell if you tend to trust or tend not to trust these European institutions?

The European Council (%)

		Tend to trust		Tend not to trust		Don't know
		January/February 2023	Diff. January/February 2023 - June/July 2022	January/February 2023	Diff. January/February 2023 - June/July 2022	
EU27		43	-4	35	0	22
BE		45	-12	41	7	14
BG		41	-1	35	-2	24
CZ		42	-1	38	-1	20
DK		64	-1	15	-6	21
DE		40	-6	34	3	26
EE		31	-12	29	2	40
IE		55	1	18	-2	27
EL		34	1	55	-4	11
ES		37	-2	46	3	17
FR		32	-3	38	-1	30
HR		51	3	38	-4	11
IT		49	0	35	-4	16
CY		39	0	45	0	16
LV		51	5	21	-13	28
LT		52	-5	18	-11	30
LU		58	-4	24	5	18
HU		52	-7	37	7	11
MT		65	-8	16	-2	19
NL		50	-3	19	-10	31
AT		36	-8	44	1	20
PL		50	-10	30	7	20
PT		63	4	19	0	18
RO		46	-8	38	5	16
SI		34	-11	50	4	16
SK		34	-14	46	4	20
FI		53	-7	16	-11	31
SE		57	-11	16	-15	27

Standard Eurobarometer 98
Public opinion in the European Union
Winter 2022-2023





























QA12.1 To what extent do you agree or disagree with each of the following statements?

I understand how the EU works (%)

		Totally agree		Tend to agree		Tend to disagree		Totally disagree		Don't know	Total 'Agree'		Total 'Disagree'	
		January/February 2023	Diff. January/February 2023 - June/July 2022	January/February 2023	Diff. January/February 2023 - June/July 2022	January/February 2023	Diff. January/February 2023 - June/July 2022	January/February 2023	Diff. January/February 2023 - June/July 2022		January/February 2023	Diff. January/February 2023 - June/July 2022	January/February 2023	Diff. January/February 2023 - June/July 2022
EU27		16	0	47	-1	25	0	9	0	3	63	-1	34	0
BE		13	0	51	-3	26	1	8	1	2	64	-3	34	2
BG		17	1	41	-5	23	3	13	-1	6	58	-4	36	2
CZ		12	3	46	-1	26	-4	12	1	4	58	2	38	-3
DK		19	7	59	4	15	-9	6	-1	1	78	11	21	-10
DE		17	-3	50	2	22	0	8	0	3	67	-1	30	0
EE		14	2	45	-4	25	-1	9	2	7	59	-2	34	1
IE		17	3	50	-6	22	1	8	2	3	67	-3	30	3
EL		15	-1	45	-2	31	1	8	2	1	60	-3	39	3
ES		18	5	42	-5	27	0	11	1	2	60	0	38	1
FR		12	1	42	2	29	-3	13	-1	4	54	3	42	-4
HR		12	-3	53	3	26	2	7	-1	2	65	0	33	1
IT		12	2	44	-3	31	2	11	-1	2	56	-1	42	1
CY		17	2	56	-5	19	2	7	1	1	73	-3	26	3
LV		19	4	50	-5	19	-1	6	-1	6	69	-1	25	-2
LT		17	-1	53	-8	21	5	5	1	4	70	-9	26	6
LU		20	4	61	1	13	-4	4	0	2	81	5	17	-4
HU		11	-4	50	0	31	4	7	0	1	61	-4	38	4
MT		30	-11	39	-2	20	6	10	7	1	69	-13	30	13
NL		24	5	52	4	18	-7	4	-3	2	76	9	22	-10
AT		14	-3	42	-3	29	5	11	0	4	56	-6	40	5
PL		25	-1	53	-2	16	3	2	-1	4	78	-3	18	2
PT		9	-1	51	-1	29	-1	5	-1	6	60	-2	34	-2
RO		12	-6	46	-5	28	7	11	4	3	58	-11	39	11
SI		16	-1	52	-3	21	1	9	3	2	68	-4	30	4
SK		13	-3	48	-3	24	1	9	1	6	61	-6	33	2
FI		20	7	57	-1	15	-7	4	1	4	77	6	19	-6
SE		18	7	63	-1	13	-9	5	2	1	81	6	18	-7

Standard Eurobarometer 98
Public opinion in the European Union
Winter 2022-2023





























QA12.2 To what extent do you agree or disagree with each of the following statements?
(OUR COUNTRY) could better face the future outside the EU (%)

		Totally agree		Tend to agree		Tend to disagree		Totally disagree		Don't know	Total 'Agree'		Total 'Disagree'	
		January/February 2023	Diff. January/February 2023 - June/July 2022	January/February 2023	Diff. January/February 2023 - June/July 2022	January/February 2023	Diff. January/February 2023 - June/July 2022	January/February 2023	Diff. January/February 2023 - June/July 2022		January/February 2023	Diff. January/February 2023 - June/July 2022	January/February 2023	Diff. January/February 2023 - June/July 2022
EU27		10	1	17	-1	29	0	36	-1	8	27	0	65	-1
BE		10	1	23	6	30	-3	33	-5	4	33	7	63	-8
BG		14	2	18	-2	26	3	23	-5	19	32	0	49	-2
CZ		7	-5	20	3	29	-1	35	2	9	27	-2	64	1
DK		4	-2	8	-3	21	-9	64	13	3	12	-5	85	4
DE		7	0	13	2	28	4	44	-7	8	20	2	72	-3
EE		6	1	12	-3	33	0	39	2	10	18	-2	72	2
IE		7	1	10	-1	26	-3	49	2	8	17	0	75	-1
EL		11	1	16	2	36	-1	31	-1	6	27	3	67	-2
ES		6	1	15	2	26	2	48	-4	5	21	3	74	-2
FR		12	2	16	-5	30	1	31	3	11	28	-3	61	4
HR		13	1	28	0	33	-1	19	2	7	41	1	52	1
IT		14	4	22	-4	34	3	23	-3	7	36	0	57	0
CY		14	2	24	4	29	1	30	-3	3	38	6	59	-2
LV		9	0	21	6	27	-4	33	-5	10	30	6	60	-9
LT		6	-1	12	0	30	-2	47	1	5	18	-1	77	-1
LU		9	2	22	1	27	2	38	-2	4	31	3	65	0
HU		7	-3	20	-5	37	9	28	-3	8	27	-8	65	6
MT		5	-9	10	-1	25	2	51	3	9	15	-10	76	5
NL		5	-3	9	-2	21	-5	63	10	2	14	-5	84	5
AT		13	-2	25	5	29	-4	23	-1	10	38	3	52	-5
PL		16	4	24	-1	26	0	29	-4	5	40	3	55	-4
PT		4	0	12	-3	38	-1	37	1	9	16	-3	75	0
RO		9	-3	23	-2	33	-2	22	4	13	32	-5	55	2
SI		18	3	24	-3	29	-2	23	-1	6	42	0	52	-3
SK		9	1	22	5	30	0	26	-12	13	31	6	56	-12
FI		6	-1	10	-2	31	-4	45	3	8	16	-3	76	-1
SE		8	0	15	-7	28	-7	46	11	3	23	-7	74	4

Standard Eurobarometer 98
Public opinion in the European Union
Winter 2022-2023

QA12.3 To what extent do you agree or disagree with each of the following statements?

More decisions should be taken at EU level (%)

		Totally agree		Tend to agree		Tend to disagree		Totally disagree		Don't know	Total 'Agree'		Total 'Disagree'	
		January/February 2023	Diff. January/February 2023 - June/July 2022	January/February 2023	Diff. January/February 2023 - June/July 2022	January/February 2023	Diff. January/February 2023 - June/July 2022	January/February 2023	Diff. January/February 2023 - June/July 2022		January/February 2023	Diff. January/February 2023 - June/July 2022	January/February 2023	Diff. January/February 2023 - June/July 2022
		EU27		19	0	38	-3	23	0		12	2	8	57
BE		18	-5	50	2	20	-1	7	1	5	68	-3	27	0
BG		17	2	33	-2	23	-1	15	-3	12	50	0	38	-4
CZ		9	-1	27	-3	35	0	21	2	8	36	-4	56	2
DK		8	0	24	-3	33	-6	29	7	6	32	-3	62	1
DE		15	-1	37	-1	26	-1	13	2	9	52	-2	39	1
EE		10	-3	24	-13	31	5	21	9	14	34	-16	52	14
IE		12	2	28	-3	31	-2	15	0	14	40	-1	46	-2
EL		20	0	41	1	24	0	11	0	4	61	1	35	0
ES		35	1	41	-5	11	1	5	3	8	76	-4	16	4
FR		15	-2	37	1	25	0	13	2	10	52	-1	38	2
HR		16	-4	50	7	21	-4	7	1	6	66	3	28	-3
IT		23	4	43	-7	19	3	8	-1	7	66	-3	27	2
CY		48	8	39	-3	6	0	4	2	3	87	5	10	2
LV		20	3	43	-1	18	-8	6	1	13	63	2	24	-7
LT		17	-3	41	-6	26	3	7	0	9	58	-9	33	3
LU		18	-3	48	-2	16	-1	9	2	9	66	-5	25	1
HU		19	0	36	-4	27	2	10	1	8	55	-4	37	3
MT		34	-10	32	1	22	5	6	1	6	66	-9	28	6
NL		20	2	39	1	24	-4	12	-2	5	59	3	36	-6
AT		10	-4	32	4	31	1	20	0	7	42	0	51	1
PL		22	-2	42	-3	21	1	8	3	7	64	-5	29	4
PT		22	0	42	-3	20	-1	2	1	14	64	-3	22	0
RO		19	-3	36	-9	25	4	10	6	10	55	-12	35	10
SI		20	1	40	-3	24	-1	10	1	6	60	-2	34	0
SK		12	0	30	-7	24	-7	24	8	10	42	-7	48	1
FI		6	1	28	0	39	-6	20	4	7	34	1	59	-2
SE		6	3	26	-6	41	0	24	0	3	32	-3	65	0

Standard Eurobarometer 98
Public opinion in the European Union
Winter 2022-2023

QA13 Would you say that you are very optimistic, fairly optimistic, fairly pessimistic or very pessimistic about the future of the EU?
 (%)

		Very optimistic		Fairly optimistic		Fairly pessimistic		Very pessimistic		Don't Know	Total 'Optimistic'		Total 'Pessimistic'	
		January/February 2023	Diff. January/February 2023 - June/July 2022	January/February 2023	Diff. January/February 2023 - June/July 2022	January/February 2023	Diff. January/February 2023 - June/July 2022	January/February 2023	Diff. January/February 2023 - June/July 2022		January/February 2023	Diff. January/February 2023 - June/July 2022	January/February 2023	Diff. January/February 2023 - June/July 2022
EU27		7	0	55	-3	29	2	6	1	3	62	-3	35	3
BE		6	0	54	-5	34	3	5	1	1	60	-5	39	4
BG		9	-1	46	-2	29	2	9	-1	7	55	-3	38	1
CZ		8	1	47	-4	34	6	10	-2	1	55	-3	44	4
DK		16	-2	64	4	16	0	3	-2	1	80	2	19	-2
DE		4	-2	57	-2	32	7	5	-1	2	61	-4	37	6
EE		5	0	56	3	26	-4	6	1	7	61	3	32	-3
IE		21	-1	63	2	10	-2	3	1	3	84	1	13	-1
EL		6	2	39	-1	41	2	12	-2	2	45	1	53	0
ES		9	2	57	-7	27	3	4	2	3	66	-5	31	5
FR		2	-2	44	-2	39	3	11	2	4	46	-4	50	5
HR		13	4	61	3	20	-4	5	-2	1	74	7	25	-6
IT		6	0	60	-1	26	0	5	1	3	66	-1	31	1
CY		7	0	47	0	34	0	9	0	3	54	0	43	0
LV		8	1	66	8	20	-6	3	-2	3	74	9	23	-8
LT		12	-1	63	2	19	-1	3	-2	3	75	1	22	-3
LU		6	1	65	-1	25	1	3	-1	1	71	0	28	0
HU		4	-2	50	-7	37	7	6	1	3	54	-9	43	8
MT		28	-9	45	0	19	4	3	2	5	73	-9	22	6
NL		5	-1	67	4	24	-2	3	-2	1	72	3	27	-4
AT		11	3	45	0	32	-2	8	-1	4	56	3	40	-3
PL		13	-4	64	-2	18	3	3	2	2	77	-6	21	5
PT		2	-3	67	8	24	-7	2	1	5	69	5	26	-6
RO		9	1	53	-6	29	4	5	1	4	62	-5	34	5
SI		8	2	57	-3	27	-1	6	1	2	65	-1	33	0
SK		5	-4	46	-6	37	8	10	1	2	51	-10	47	9
FI		9	3	64	3	21	-5	3	-2	3	73	6	24	-7
SE		6	0	69	6	20	-6	4	-1	1	75	6	24	-7

Standard Eurobarometer 98
Public opinion in the European Union
Winter 2022-2023

QB1.1 To what extent do you agree or disagree with each of the following statements.
The interests of (OUR COUNTRY) are well taken into account in the EU (%)

		Totally agree		Tend to agree		Tend to disagree		Totally disagree		Don't know	Total 'Agree'		Total 'Disagree'	
		January/February 2023	Diff. January/February 2023 - June/July 2022	January/February 2023	Diff. January/February 2023 - June/July 2022	January/February 2023	Diff. January/February 2023 - June/July 2022	January/February 2023	Diff. January/February 2023 - June/July 2022	January/February 2023	January/February 2023	Diff. January/February 2023 - June/July 2022	January/February 2023	Diff. January/February 2023 - June/July 2022
EU27		15	0	45	0	24	-1	10	1	6	60	0	34	0
BE		14	-3	54	0	23	0	5	1	4	68	-3	28	1
BG		11	1	31	-1	29	1	21	0	8	42	0	50	1
CZ		9	2	38	5	31	-6	18	2	4	47	7	49	-4
DK		19	2	55	6	16	-6	4	-3	6	74	8	20	-9
DE		21	-2	47	-1	22	3	6	1	4	68	-3	28	4
EE		9	1	43	1	30	-2	8	0	10	52	2	38	-2
IE		25	4	51	-3	13	0	4	-1	7	76	1	17	-1
EL		8	3	27	5	41	-2	20	-7	4	35	8	61	-9
ES		18	3	46	-1	23	-3	8	3	5	64	2	31	0
FR		8	-2	44	3	24	-1	12	1	12	52	1	36	0
HR		12	0	53	3	26	0	5	-2	4	65	3	31	-2
IT		13	0	45	1	27	0	11	0	4	58	1	38	0
CY		9	2	24	0	34	-6	30	3	3	33	2	64	-3
LV		11	3	46	4	27	-7	8	-2	8	57	7	35	-9
LT		12	5	53	3	25	-7	3	-4	7	65	8	28	-11
LU		16	-2	61	1	12	3	2	1	9	77	-1	14	4
HU		13	-3	43	-1	27	0	14	4	3	56	-4	41	4
MT		32	-8	36	-2	23	6	6	3	3	68	-10	29	9
NL		16	3	51	6	21	-7	7	-4	5	67	9	28	-11
AT		15	-1	39	-1	29	3	14	2	3	54	-2	43	5
PL		18	-4	45	-4	20	1	11	5	6	63	-8	31	6
PT		13	-2	61	3	13	-2	3	0	10	74	1	16	-2
RO		10	-6	36	-2	35	2	13	5	6	46	-8	48	7
SI		7	0	35	-4	36	-2	16	5	6	42	-4	52	3
SK		10	-2	30	-6	31	-4	22	7	7	40	-8	53	3
FI		4	-1	47	3	33	-3	10	0	6	51	2	43	-3
SE		13	3	58	0	17	-6	6	-3	6	71	3	23	-9

Standard Eurobarometer 98
Public opinion in the European Union
Winter 2022-2023

QB1.2 To what extent do you agree or disagree with each of the following statements.





























All EU Member States should respect the core values of the EU, such as fundamental rights, rule of law and democracy (%)

		Totally agree		Tend to agree		Tend to disagree		Totally disagree		Don't know	Total 'Agree'		Total 'Disagree'	
		January/February 2023	Diff. January/February 2023 - June/July 2022	January/February 2023	Diff. January/February 2023 - June/July 2022	January/February 2023	Diff. January/February 2023 - June/July 2022	January/February 2023	Diff. January/February 2023 - June/July 2022		January/February 2023	Diff. January/February 2023 - June/July 2022	January/February 2023	Diff. January/February 2023 - June/July 2022
EU27		55	0	34	-1	6	1	2	0	3	89	-1	8	1
BE		44	-12	48	13	5	-1	1	-1	2	92	1	6	-2
BG		42	2	39	1	7	-1	6	-2	6	81	3	13	-3
CZ		57	-1	28	-3	6	1	7	4	2	85	-4	13	5
DK		76	8	19	-6	2	-2	1	0	2	95	2	3	-2
DE		67	-3	26	0	4	2	1	0	2	93	-3	5	2
EE		54	5	36	-3	5	-1	2	0	3	90	2	7	-1
IE		47	1	45	-2	4	0	1	0	3	92	-1	5	0
EL		65	0	27	-2	5	1	1	0	2	92	-2	6	1
ES		60	3	29	-4	6	0	1	0	4	89	-1	7	0
FR		53	1	35	0	4	0	2	0	6	88	1	6	0
HR		47	3	44	1	7	-2	1	-1	1	91	4	8	-3
IT		41	2	45	0	8	0	3	-2	3	86	2	11	-2
CY		84	16	12	-15	1	-2	2	1	1	96	1	3	-1
LV		45	-10	43	7	6	1	1	0	5	88	-3	7	1
LT		57	7	35	-7	4	-1	0	-1	4	92	0	4	-2
LU		53	-2	42	1	2	0	1	1	2	95	-1	3	1
HU		45	1	44	-1	8	1	2	0	1	89	0	10	1
MT		69	5	26	-3	2	-3	1	0	2	95	2	3	-3
NL		81	10	15	-8	2	-2	1	-1	1	96	2	3	-3
AT		49	-8	36	5	9	2	4	1	2	85	-3	13	3
PL		44	-4	46	3	6	2	2	-1	2	90	-1	8	1
PT		35	1	55	6	4	-8	1	1	5	90	7	5	-7
RO		40	3	33	-7	19	2	4	2	4	73	-4	23	4
SI		73	2	19	-3	4	-1	2	1	2	92	-1	6	0
SK		58	2	31	0	4	-5	2	-1	5	89	2	6	-6
FI		82	7	13	-6	2	0	0	-1	3	95	1	2	-1
SE		89	7	8	-5	2	-2	0	-1	1	97	2	2	-3

Standard Eurobarometer 98
Public opinion in the European Union
Winter 2022-2023

QB2.1 What is your opinion on each of the following statements? Please tell for each statement, whether you are for it or against it.





























A common foreign policy of the Member States of the EU (%)

		For		Against		Refusal (SPONTANEOUS)		Don't know
		January/February 2023	Diff. January/February 2023 - June/July 2022	January/February 2023	Diff. January/February 2023 - June/July 2022	January/February 2023	Diff. January/February 2023 - June/July 2022	
EU27		70	0	22	0	2	0	6
BE		74	-4	22	3	1	0	3
BG		61	5	25	-7	2	-1	12
CZ		61	-4	28	1	3	0	8
DK		56	4	35	-8	2	1	7
DE		80	1	16	0	1	-1	3
EE		66	0	19	-4	2	1	13
IE		76	-1	14	0	2	1	8
EL		73	-1	22	0	3	1	2
ES		81	0	12	1	3	2	4
FR		59	6	27	-6	2	1	12
HR		72	7	23	-5	2	-1	3
IT		73	2	21	-2	2	1	4
CY		85	2	10	0	0	-4	5
LV		76	-1	13	-3	2	2	9
LT		80	-3	10	-4	3	3	7
LU		72	3	17	-3	2	2	9
HU		67	-2	29	3	2	0	2
MT		66	-12	27	9	2	2	5
NL		73	-1	20	-3	2	1	5
AT		58	-2	34	0	3	0	5
PL		72	-5	22	3	3	1	3
PT		64	-1	19	-2	3	1	14
RO		61	-4	27	1	5	3	7
SI		68	-3	24	0	2	0	6
SK		63	-5	28	1	1	-1	8
FI		64	-1	22	-5	1	0	13
SE		54	1	40	-7	0	0	6

Standard Eurobarometer 98
Public opinion in the European Union
Winter 2022-2023

QB2.2 What is your opinion on each of the following statements? Please tell for each statement, whether you are for it or against it.



























A common defence and security policy among EU Member States (%)

		For		Against		Refusal (SPONTANEOUS)		Don't know
		January/February 2023	Diff. January/February 2023 - June/July 2022	January/February 2023	Diff. January/February 2023 - June/July 2022	January/February 2023	Diff. January/February 2023 - June/July 2022	
EU27		77	0	16	-1	2	1	5
BE		82	-5	15	4	1	0	2
BG		66	2	22	-3	2	0	10
CZ		76	-4	14	-1	3	1	7
DK		74	5	22	-5	1	0	3
DE		84	0	11	-1	2	1	3
EE		77	-3	13	1	2	1	8
IE		69	-4	20	1	2	1	9
EL		76	-2	19	0	4	3	1
ES		84	1	11	2	2	1	3
FR		71	2	18	-3	2	2	9
HR		75	4	20	-2	3	1	2
IT		77	4	18	-3	1	-1	4
CY		90	4	7	-2	0	-4	3
LV		83	-2	8	-2	2	2	7
LT		86	-3	7	-2	2	2	5
LU		83	-5	9	1	2	1	6
HU		71	-4	25	4	1	-1	3
MT		75	-8	18	4	2	2	5
NL		84	1	12	-3	2	2	2
AT		58	-3	34	1	4	1	4
PL		81	-3	15	2	2	1	2
PT		72	2	15	-4	3	2	10
RO		62	-5	27	4	5	2	6
SI		74	-5	20	3	2	1	4
SK		67	-12	25	7	1	0	7
FI		79	1	12	-4	1	0	8
SE		66	-9	28	3	2	2	4

Standard Eurobarometer 98
Public opinion in the European Union
Winter 2022-2023

QB2.3 What is your opinion on each of the following statements? Please tell for each statement, whether you are for it or against it.





























The EU's common trade policy (%)

		For		Against		Refusal (SPONTANEOUS)		Don't know
		January/February 2023	Diff. January/February 2023 - June/July 2022	January/February 2023	Diff. January/February 2023 - June/July 2022	January/February 2023	Diff. January/February 2023 - June/July 2022	January/February 2023
EU27		72	-2	20	1	2	0	6
BE		78	-5	17	3	2	1	3
BG		63	0	24	0	2	-1	11
CZ		60	-2	29	-1	3	0	8
DK		79	-2	13	-2	2	1	6
DE		79	-3	16	2	2	1	3
EE		77	-5	12	0	2	1	9
IE		81	-4	8	1	2	1	9
EL		73	-3	23	3	3	1	1
ES		80	-1	13	4	2	0	5
FR		62	2	25	-2	2	1	11
HR		72	0	23	2	2	-1	3
IT		68	-2	26	2	1	-1	5
CY		84	-2	11	4	1	-4	4
LV		79	-5	11	0	1	1	9
LT		82	-7	10	1	3	3	5
LU		73	-7	18	5	2	2	7
HU		72	-5	24	5	2	0	2
MT		86	1	9	-2	1	1	4
NL		81	0	15	-1	2	1	2
AT		63	-1	29	-2	4	2	4
PL		73	-6	22	5	2	0	3
PT		81	-1	4	-1	3	1	12
RO		55	-8	32	6	6	2	7
SI		74	-7	20	5	2	0	4
SK		65	-7	25	1	2	0	8
FI		74	-3	12	-4	1	1	13
SE		77	-4	16	-3	1	1	6

Standard Eurobarometer 98
Public opinion in the European Union
Winter 2022-2023

QB2.4 What is your opinion on each of the following statements? Please tell for each statement, whether you are for it or against it.




























A common European policy on migration (%)

		For		Against		Refusal (SPONTANEOUS)		Don't know
		January/February 2023	Diff. January/February 2023 - June/July 2022	January/February 2023	Diff. January/February 2023 - June/July 2022	January/February 2023	Diff. January/February 2023 - June/July 2022	
EU27		70	0	23	0	2	0	5
BE		74	-4	22	3	2	1	2
BG		63	5	27	-3	2	0	8
CZ		43	1	47	-4	3	1	7
DK		63	3	30	-7	1	1	6
DE		76	-3	19	2	2	1	3
EE		47	-3	39	-1	2	1	12
IE		75	-5	15	1	2	1	8
EL		79	-1	18	1	2	1	1
ES		82	0	13	3	2	1	3
FR		64	5	25	-4	1	0	10
HR		68	3	27	-1	3	0	2
IT		76	1	20	0	1	0	3
CY		78	-1	16	2	3	-2	3
LV		65	1	22	-6	2	1	11
LT		70	-2	22	-3	2	1	6
LU		82	0	12	-2	2	1	4
HU		49	-7	48	7	1	0	2
MT		75	-7	20	5	1	1	4
NL		82	6	15	-7	1	0	2
AT		54	8	39	-9	3	0	4
PL		62	-9	31	8	3	1	4
PT		73	6	14	-7	3	1	10
RO		53	-7	33	3	6	2	8
SI		60	-7	31	2	3	2	6
SK		44	-7	47	3	1	-1	8
FI		56	-7	26	-3	1	0	17
SE		74	-1	23	-2	0	0	3

Standard Eurobarometer 98
Public opinion in the European Union
Winter 2022-2023

QB2.5 What is your opinion on each of the following statements? Please tell for each statement, whether you are for it or against it.




























A common energy policy among EU Member States (%)

		For		Against		Refusal (SPONTANEOUS)		Don't know
		January/February 2023	Diff. January/February 2023 - June/July 2022	January/February 2023	Diff. January/February 2023 - June/July 2022	January/February 2023	Diff. January/February 2023 - June/July 2022	January/February 2023
EU27		74	-1	19	0	2	1	5
BE		81	-2	15	0	2	1	2
BG		55	0	32	0	2	-1	11
CZ		55	-2	35	-2	3	1	7
DK		75	-3	19	0	2	1	4
DE		83	1	13	-1	1	-1	3
EE		61	-5	23	-1	2	1	14
IE		81	-4	12	2	1	0	6
EL		79	0	18	1	2	1	1
ES		82	-1	13	4	2	1	3
FR		67	1	22	-2	1	0	10
HR		74	4	21	-2	3	1	2
IT		75	1	20	-1	1	0	4
CY		88	1	8	2	1	-4	3
LV		74	0	15	-4	1	1	10
LT		78	-4	15	-1	1	1	6
LU		83	-6	10	2	2	1	5
HU		68	-3	29	3	1	0	2
MT		89	3	7	-3	1	1	3
NL		83	3	13	-5	2	1	2
AT		63	7	30	-6	3	0	4
PL		72	-5	21	2	3	1	4
PT		80	-5	7	3	2	1	11
RO		54	-8	33	4	6	3	7
SI		69	-8	25	5	2	1	4
SK		60	-8	31	2	1	0	8
FI		57	-4	30	-2	2	2	11
SE		60	-6	34	0	1	1	5

Standard Eurobarometer 98
Public opinion in the European Union
Winter 2022-2023

QB2.6 What is your opinion on each of the following statements? Please tell for each statement, whether you are for it or against it.





























Further enlargement of the EU to include other countries in future years (%)

		For		Against		Refusal (SPONTANEOUS)		Don't know
		January/February 2023	Diff. January/February 2023 - June/July 2022	January/February 2023	Diff. January/February 2023 - June/July 2022	January/February 2023	Diff. January/February 2023 - June/July 2022	
EU27		52	-5	38	5	3	0	7
BE		49	-8	46	7	2	0	3
BG		53	1	27	0	3	0	17
CZ		53	2	34	-4	3	1	10
DK		56	-8	33	2	2	1	9
DE		40	-12	52	14	4	0	4
EE		55	-7	27	4	4	2	14
IE		67	-2	22	1	2	0	9
EL		51	-4	40	4	4	0	5
ES		71	-1	18	3	4	1	7
FR		33	-7	54	8	1	-2	12
HR		69	3	25	-2	2	0	4
IT		53	1	37	0	3	-1	7
CY		53	-5	36	7	3	-4	8
LV		71	0	17	-3	2	1	10
LT		73	-8	15	0	3	2	9
LU		47	-7	42	6	3	1	8
HU		67	-3	27	2	2	0	4
MT		71	-9	20	4	1	0	8
NL		53	-5	39	3	3	1	5
AT		37	4	54	-2	4	1	5
PL		73	-2	20	3	3	0	4
PT		55	-8	28	4	4	2	13
RO		57	-4	28	1	6	2	9
SI		62	-8	29	4	3	1	6
SK		47	-14	39	4	3	2	11
FI		45	-6	37	-4	2	2	16
SE		55	-7	36	-2	1	1	8

Standard Eurobarometer 98
Public opinion in the European Union
Winter 2022-2023

QB2.7 What is your opinion on each of the following statements? Please tell for each statement, whether you are for it or against it.





























The free movement of EU citizens who can live, work, study and do business anywhere in the EU (%)

		For		Against		Refusal (SPONTANEOUS)		Don't know
		January/February 2023	Diff. January/February 2023 - June/July 2022	January/February 2023	Diff. January/February 2023 - June/July 2022	January/February 2023	Diff. January/February 2023 - June/July 2022	
EU27		85	1	12	0	1	0	2
BE		82	-3	16	2	0	0	2
BG		88	2	8	0	1	-1	3
CZ		87	-1	6	-2	2	1	5
DK		87	6	10	-7	1	0	2
DE		86	-2	11	2	1	0	2
EE		94	-1	3	0	1	1	2
IE		89	-4	7	3	1	1	3
EL		90	-1	7	0	2	1	1
ES		92	2	6	1	1	0	1
FR		82	2	13	-1	1	0	4
HR		83	3	13	-2	2	0	2
IT		81	2	15	-2	1	-1	3
CY		93	3	5	-1	0	-3	2
LV		93	-3	4	2	0	0	3
LT		96	1	2	-2	0	0	2
LU		94	-3	3	1	2	2	1
HU		85	-1	14	1	1	1	0
MT		91	3	6	-3	1	1	2
NL		90	3	8	-3	1	0	1
AT		70	0	23	-2	4	2	3
PL		82	-3	16	3	1	0	1
PT		87	-1	4	0	3	1	6
RO		68	-2	23	0	4	2	5
SI		85	-2	12	1	1	0	2
SK		90	-1	7	-1	1	0	2
FI		92	2	5	-2	0	0	3
SE		90	5	8	-7	0	0	2

Standard Eurobarometer 98
Public opinion in the European Union
Winter 2022-2023

QB2.8 What is your opinion on each of the following statements? Please tell for each statement, whether you are for it or against it.




























A common EU health policy (%)

		For		Against		Refusal (SPONTANEOUS)		Don't know
		January/February 2023	Diff. January/February 2023 - June/July 2022	January/February 2023	Diff. January/February 2023 - June/July 2022	January/February 2023	Diff. January/February 2023 - June/July 2022	
EU27		67	-3	26	2	2	0	5
BE		75	-2	21	0	2	1	2
BG		68	2	23	1	1	-2	8
CZ		52	-4	37	1	3	1	8
DK		35	-4	54	-2	2	1	9
DE		67	-3	28	4	2	0	3
EE		68	-4	18	-2	3	2	11
IE		78	-7	14	4	2	2	6
EL		74	-4	23	3	3	2	0
ES		74	-4	18	5	4	2	4
FR		64	-1	26	-1	1	0	9
HR		68	1	28	2	1	-2	3
IT		70	0	25	-1	1	0	4
CY		91	-1	6	1	1	-2	2
LV		80	-5	11	2	1	0	8
LT		77	-3	15	-1	3	2	5
LU		69	-10	24	7	2	2	5
HU		74	-2	23	3	2	0	1
MT		92	4	5	-4	1	1	2
NL		56	-3	35	-2	4	2	5
AT		52	-1	38	-1	4	1	6
PL		75	-5	20	4	2	0	3
PT		81	-4	8	2	2	1	9
RO		61	-3	28	0	5	2	6
SI		64	-6	29	4	3	1	4
SK		69	-9	22	3	2	1	7
FI		49	-6	36	0	1	0	14
SE		49	-1	46	-4	1	1	4

Standard Eurobarometer 98
Public opinion in the European Union
Winter 2022-2023

QB3.1 What is your opinion on each of the following statements? Please tell for each statement, whether you are for it or against it.





























A European economic and monetary union with one single currency, the euro (%)

		For		Against		Refusal (SPONTANEOUS)		Don't know
		January/February 2023	Diff. January/February 2023 - June/July 2022	January/February 2023	Diff. January/February 2023 - June/July 2022	January/February 2023	Diff. January/February 2023 - June/July 2022	January/February 2023
EU27		71	-1	23	1	2	0	4
BE		79	-9	17	7	1	0	3
BG		36	-4	49	3	2	-1	13
CZ		26	-7	63	4	3	1	8
DK		32	6	62	-7	1	0	5
DE		82	-1	14	1	2	1	2
EE		86	-1	8	1	1	0	5
IE		87	-3	7	2	1	0	5
EL		75	-2	19	1	3	1	3
ES		86	-1	10	2	1	0	3
FR		73	-1	18	-1	1	0	8
HR		63	11	32	-8	2	-1	3
IT		75	4	21	-2	1	-1	3
CY		87	3	10	0	0	-4	3
LV		82	-5	9	0	1	1	8
LT		76	-9	17	4	2	2	5
LU		86	-6	9	5	2	1	3
HU		66	-1	29	3	2	-1	3
MT		89	-1	10	1	0	0	1
NL		83	-2	14	1	1	0	2
AT		68	-3	25	2	4	1	3
PL		44	-5	47	3	3	1	6
PT		84	-2	6	0	3	1	7
RO		51	-3	37	2	5	2	7
SI		87	-1	10	1	0	-2	3
SK		74	-10	17	4	2	0	7
FI		84	2	9	-5	0	0	7
SE		27	-1	68	-4	0	0	5

Standard Eurobarometer 98
Public opinion in the European Union
Winter 2022-2023

QB3.2 What is your opinion on each of the following statements? Please tell for each statement, whether you are for it or against it.





























A digital single market within the EU (%)

		For		Against		Refusal (SPONTANEOUS)		Don't know
		January/February 2023	Diff. January/February 2023 - June/July 2022	January/February 2023	Diff. January/February 2023 - June/July 2022	January/February 2023	Diff. January/February 2023 - June/July 2022	
EU27		65	-3	20	1	3	0	12
BE		67	-13	26	9	2	2	5
BG		46	-4	28	3	3	-1	23
CZ		51	-9	29	3	5	2	15
DK		59	-3	23	-5	2	1	16
DE		75	-2	14	2	2	-1	9
EE		72	-2	9	-2	2	1	17
IE		68	-9	14	4	3	2	15
EL		72	-4	17	4	5	1	6
ES		69	-2	15	5	3	-1	13
FR		51	-3	26	-1	2	0	21
HR		73	5	21	-2	2	-1	4
IT		68	2	25	0	2	0	5
CY		76	-8	15	9	1	-4	8
LV		75	-7	8	0	2	2	15
LT		76	-8	10	0	2	1	12
LU		62	-8	21	7	2	0	15
HU		75	-4	18	3	2	0	5
MT		87	1	6	-3	2	2	5
NL		60	-11	23	4	5	3	12
AT		54	-7	30	5	5	1	11
PL		68	-6	22	5	4	1	6
PT		72	-6	5	2	4	3	19
RO		47	-10	35	4	6	2	12
SI		76	-7	16	3	1	-1	7
SK		62	-16	20	3	3	1	15
FI		61	-13	10	-4	2	1	27
SE		45	-11	28	-15	2	2	25

Standard Eurobarometer 98
Public opinion in the European Union
Winter 2022-2023

QB3.3 What is your opinion on each of the following statements? Please tell for each statement, whether you are for it or against it.




















The insurance that every new trade agreement concluded by the EU will have the highest standards of climate, environmental and labour protection (%)

		For		Against		Refusal (SPONTANEOUS)		Don't know
		January/February 2023	Diff. January/February 2023 - June/July 2022	January/February 2023	Diff. January/February 2023 - June/July 2022	January/February 2023	Diff. January/February 2023 - June/July 2022	January/February 2023
EU27		79	-2	13	1	2	0	6
BE		85	-3	11	1	1	0	3
BG		70	-3	11	0	3	1	16
CZ		64	-3	22	-3	3	1	11
DK		86	0	10	-1	1	1	3
DE		79	-3	14	3	2	0	5
EE		72	-4	11	0	2	1	15
IE		79	-9	10	5	2	1	9
EL		89	-2	7	1	3	1	1
ES		89	2	6	2	1	-1	4
FR		77	-1	11	0	0	-1	12
HR		80	2	15	-1	2	0	3
IT		80	2	16	0	1	-1	3
CY		92	0	5	2	0	-3	3
LV		74	-2	11	-5	2	2	13
LT		84	-4	6	-2	2	2	8
LU		87	-3	7	3	2	1	4
HU		85	-2	12	1	2	1	1
MT		96	3	2	-2	0	0	2
NL		84	1	12	-3	2	1	2
AT		68	-5	24	4	3	0	5
PL		77	-5	16	3	3	0	4
PT		87	-2	2	0	2	1	9
RO		60	-5	30	5	4	1	6
SI		83	-4	12	2	1	0	4
SK		75	-7	13	-1	2	1	10
FI		72	-1	17	-4	1	0	10
SE		89	3	7	-7	1	1	3

Standard Eurobarometer 98
Public opinion in the European Union
Winter 2022-2023

QB3.4 What is your opinion on each of the following statements? Please tell for each statement, whether you are for it or against it.





























A European Political Community which brings together leaders of the European continent, be they from EU Member States or from other European countries (%)

		For	Against	Refusal (SPONTANEOUS)	Don't know
		Jan/Feb 2023	Jan/Feb 2023	Jan/Feb 2023	Jan/Feb 2023
EU27		66	21	3	10
BE		67	25	2	6
BG		59	17	3	21
CZ		57	24	4	15
DK		67	21	2	10
DE		68	19	4	9
EE		53	20	3	24
IE		78	11	2	9
EL		81	11	4	4
ES		76	14	2	8
FR		49	31	2	18
HR		69	23	2	6
IT		70	22	1	7
CY		67	22	0	11
LV		70	10	1	19
LT		75	9	3	13
LU		65	22	1	12
HU		79	16	2	3
MT		86	9	1	4
NL		61	30	4	5
AT		58	26	6	10
PL		69	22	3	6
PT		78	4	3	15
RO		56	29	6	9
SI		65	21	3	11
SK		54	26	3	17
FI		70	12	1	17
SE		63	23	1	13

Standard Eurobarometer 98
Public opinion in the European Union
Winter 2022-2023

QB4.1 For each of the following statements, do you totally agree, tend to agree, tend to disagree or totally disagree.

The EU has sufficient power and tools to defend the economic interests of Europe in the global economy (%)

		Totally agree		Tend to agree		Tend to disagree		Totally disagree		Don't know	Total 'Agree'		Total 'Disagree'	
		January/February 2023	Diff. January/February 2023 - June/July 2022	January/February 2023	Diff. January/February 2023 - June/July 2022	January/February 2023	Diff. January/February 2023 - June/July 2022	January/February 2023	Diff. January/February 2023 - June/July 2022		January/February 2023	Diff. January/February 2023 - June/July 2022	January/February 2023	Diff. January/February 2023 - June/July 2022
		EU27		23	0	47	0	19	0		5	0	6	70
BE		17	0	54	3	22	-5	4	1	3	71	3	26	-4
BG		31	0	45	0	11	1	4	-1	9	76	0	15	0
CZ		13	1	49	4	22	-8	6	0	10	62	5	28	-8
DK		23	9	47	-12	17	0	4	1	9	70	-3	21	1
DE		19	-2	46	-2	25	5	4	-2	6	65	-4	29	3
EE		15	3	46	-1	25	0	4	-2	10	61	2	29	-2
IE		35	1	46	1	6	-3	2	1	11	81	2	8	-2
EL		30	-4	51	4	13	-1	2	1	4	81	0	15	0
ES		34	-1	42	-3	12	2	7	4	5	76	-4	19	6
FR		11	-1	40	1	26	-1	11	2	12	51	0	37	1
HR		21	-4	60	9	12	-6	3	1	4	81	5	15	-5
IT		22	-1	55	3	14	-2	4	-1	5	77	2	18	-3
CY		37	5	44	-3	11	0	5	0	3	81	2	16	0
LV		29	8	50	1	11	-7	3	-2	7	79	9	14	-9
LT		29	5	49	-3	13	-4	2	-1	7	78	2	15	-5
LU		11	0	57	0	21	4	3	1	8	68	0	24	5
HU		23	-3	53	2	18	2	3	-1	3	76	-1	21	1
MT		47	-1	40	2	8	-3	1	0	4	87	1	9	-3
NL		19	5	44	-3	29	-3	4	0	4	63	2	33	-3
AT		22	3	50	4	20	-4	4	-3	4	72	7	24	-7
PL		37	-3	49	3	9	0	2	1	3	86	0	11	1
PT		26	2	58	-3	3	0	0	-1	13	84	-1	3	-1
RO		27	4	39	-7	25	2	3	1	6	66	-3	28	3
SI		27	4	38	-6	23	-1	6	0	6	65	-2	29	-1
SK		22	4	43	-5	16	-7	9	2	10	65	-1	25	-5
FI		16	2	55	3	18	-6	2	-1	9	71	5	20	-7
SE		16	6	54	-12	20	-1	4	1	6	70	-6	24	0

Standard Eurobarometer 98
Public opinion in the European Union
Winter 2022-2023

QB4.2 For each of the following statements, do you totally agree, tend to agree, tend to disagree or totally disagree.





























Public money should be used to stimulate private sector investment at EU level (%)

		Totally agree		Tend to agree		Tend to disagree		Totally disagree		Don't know	Total 'Agree'		Total 'Disagree'	
		January/February 2023	Diff. January/February 2023 - June/July 2022	January/February 2023	Diff. January/February 2023 - June/July 2022	January/February 2023	Diff. January/February 2023 - June/July 2022	January/February 2023	Diff. January/February 2023 - June/July 2022	January/February 2023	January/February 2023	Diff. January/February 2023 - June/July 2022	January/February 2023	Diff. January/February 2023 - June/July 2022
EU27		25	-1	38	-2	19	1	9	2	9	63	-3	28	3
BE		22	4	45	-3	23	-4	5	0	5	67	1	28	-4
BG		34	-1	39	-1	10	0	6	0	11	73	-2	16	0
CZ		12	-1	38	-5	28	0	10	1	12	50	-6	38	1
DK		15	6	34	-3	25	-12	11	1	15	49	3	36	-11
DE		27	-2	44	-1	16	1	5	2	8	71	-3	21	3
EE		18	2	42	-6	17	-1	5	1	18	60	-4	22	0
IE		33	5	36	-2	15	-3	5	0	11	69	3	20	-3
EL		44	4	32	-8	13	1	7	3	4	76	-4	20	4
ES		22	-2	31	-7	20	6	20	7	7	53	-9	40	13
FR		10	0	32	-2	27	2	14	1	17	42	-2	41	3
HR		34	-1	48	1	12	0	3	1	3	82	0	15	1
IT		37	-1	42	4	12	0	5	-1	4	79	3	17	-1
CY		45	4	31	-12	16	7	5	2	3	76	-8	21	9
LV		30	4	45	1	11	-7	2	-1	12	75	5	13	-8
LT		27	8	43	-7	14	-8	5	1	11	70	1	19	-7
LU		11	-3	47	-5	19	6	13	6	10	58	-8	32	12
HU		42	-1	39	0	12	2	3	-1	4	81	-1	15	1
MT		37	-6	48	2	10	2	1	0	4	85	-4	11	2
NL		13	5	31	-3	37	-3	13	0	6	44	2	50	-3
AT		27	-4	34	0	18	-1	13	5	8	61	-4	31	4
PL		40	-5	46	2	9	2	1	1	4	86	-3	10	3
PT		25	0	39	-7	17	3	1	-1	18	64	-7	18	2
RO		27	-7	38	2	19	0	7	2	9	65	-5	26	2
SI		31	6	30	-11	19	-2	12	4	8	61	-5	31	2
SK		19	1	43	-6	17	-4	10	2	11	62	-5	27	-2
FI		10	0	36	1	27	-8	10	1	17	46	1	37	-7
SE		9	4	29	-14	36	0	19	4	7	38	-10	55	4

Standard Eurobarometer 98
Public opinion in the European Union
Winter 2022-2023

QB4.3 For each of the following statements, do you totally agree, tend to agree, tend to disagree or totally disagree.

The EU should build partnerships with countries outside the EU to invest in sustainable infrastructure and connect people and countries around the world (%)

		Totally agree		Tend to agree		Tend to disagree		Totally disagree		Don't know	Total 'Agree'		Total 'Disagree'	
		January/February 2023	Diff. January/February 2023 - June/July 2022	January/February 2023	Diff. January/February 2023 - June/July 2022	January/February 2023	Diff. January/February 2023 - June/July 2022	January/February 2023	Diff. January/February 2023 - June/July 2022		January/February 2023	Diff. January/February 2023 - June/July 2022	January/February 2023	Diff. January/February 2023 - June/July 2022
EU27		34	1	43	-3	12	1	4	0	7	77	-2	16	1
BE		26	-1	55	-1	13	0	3	1	3	81	-2	16	1
BG		39	5	39	-5	6	-3	2	-1	14	78	0	8	-4
CZ		24	2	47	-3	15	0	5	-1	9	71	-1	20	-1
DK		42	12	39	-9	10	-3	4	-1	5	81	3	14	-4
DE		35	-3	41	-3	13	3	5	2	6	76	-6	18	5
EE		33	6	39	-10	13	3	4	1	11	72	-4	17	4
IE		43	-2	42	-1	5	0	2	1	8	85	-3	7	1
EL		39	5	47	0	9	-2	1	-3	4	86	5	10	-5
ES		41	2	36	-5	10	1	7	4	6	77	-3	17	5
FR		20	0	43	-1	16	2	7	-1	14	63	-1	23	1
HR		33	-1	49	-1	11	2	3	1	4	82	-2	14	3
IT		30	1	49	1	11	-3	4	0	6	79	2	15	-3
CY		59	10	31	-7	5	-1	2	-1	3	90	3	7	-2
LV		37	-4	45	3	7	-1	2	0	9	82	-1	9	-1
LT		44	15	45	-9	4	-7	1	-1	6	89	6	5	-8
LU		24	-2	56	4	10	-2	3	1	7	80	2	13	-1
HU		38	-1	45	-4	12	5	2	0	3	83	-5	14	5
MT		57	5	36	-5	3	0	1	-1	3	93	0	4	-1
NL		44	9	38	-5	11	-3	4	-2	3	82	4	15	-5
AT		37	4	37	-1	13	-5	6	1	7	74	3	19	-4
PL		39	-5	49	3	7	0	1	0	4	88	-2	8	0
PT		33	1	48	-8	3	2	1	1	15	81	-7	4	3
RO		28	0	40	-4	20	2	5	2	7	68	-4	25	4
SI		46	9	37	-10	8	-1	4	1	5	83	-1	12	0
SK		32	3	45	-9	7	-3	6	2	10	77	-6	13	-1
FI		34	8	47	-6	5	-5	3	1	11	81	2	8	-4
SE		48	19	38	-15	7	-6	3	-1	4	86	4	10	-7

Standard Eurobarometer 98
Public opinion in the European Union
Winter 2022-2023

QB4.4 For each of the following statements, do you totally agree, tend to agree, tend to disagree or totally disagree.

Each EU Member State should have a minimum wage for workers (%)

		Totally agree		Tend to agree		Tend to disagree		Totally disagree		Don't know	Total 'Agree'		Total 'Disagree'	
		January/February 2023	Diff. January/February 2023 - June/July 2022	January/February 2023	Diff. January/February 2023 - June/July 2022	January/February 2023	Diff. January/February 2023 - June/July 2022	January/February 2023	Diff. January/February 2023 - June/July 2022		January/February 2023	Diff. January/February 2023 - June/July 2022	January/February 2023	Diff. January/February 2023 - June/July 2022
EU27		55	3	33	-4	6	0	2	0	4	88	-1	8	0
BE		45	0	45	-2	7	1	2	1	1	90	-2	9	2
BG		61	5	25	-4	5	0	3	-1	6	86	1	8	-1
CZ		47	2	38	-2	5	-2	4	0	6	85	0	9	-2
DK		62	10	19	-12	9	1	6	0	4	81	-2	15	1
DE		59	-4	29	0	7	2	2	1	3	88	-4	9	3
EE		51	4	37	-4	4	-1	2	0	6	88	0	6	-1
IE		60	-3	33	1	3	1	1	1	3	93	-2	4	2
EL		63	1	27	4	4	-4	4	-2	2	90	5	8	-6
ES		66	9	26	-10	4	1	2	2	2	92	-1	6	3
FR		46	0	39	-3	5	0	3	2	7	85	-3	8	2
HR		61	5	30	-2	6	-1	1	-2	2	91	3	7	-3
IT		55	10	36	-7	5	-2	1	-1	3	91	3	6	-3
CY		84	8	12	-9	2	1	1	-1	1	96	-1	3	0
LV		55	-4	33	1	4	0	3	1	5	88	-3	7	1
LT		54	12	35	-7	4	-6	2	-2	5	89	5	6	-8
LU		58	10	37	-10	3	1	1	0	1	95	0	4	1
HU		57	2	33	-3	6	1	2	0	2	90	-1	8	1
MT		69	8	26	-9	3	1	1	0	1	95	-1	4	1
NL		70	9	23	-8	5	0	1	-2	1	93	1	6	-2
AT		54	-7	33	6	9	1	2	0	2	87	-1	11	1
PL		46	-3	43	2	7	0	1	0	3	89	-1	8	0
PT		47	2	39	-7	2	1	1	1	11	86	-5	3	2
RO		42	0	31	-4	19	2	4	2	4	73	-4	23	4
SI		68	7	18	-9	5	-1	6	2	3	86	-2	11	1
SK		57	9	32	-9	4	-2	2	-1	5	89	0	6	-3
FI		56	10	27	-11	8	-1	4	0	5	83	-1	12	-1
SE		55	15	23	-11	10	-6	10	0	2	78	4	20	-6

Standard Eurobarometer 98
Public opinion in the European Union
Winter 2022-2023

QB4.5 For each of the following statements, do you totally agree, tend to agree, tend to disagree or totally disagree.





























There should be a fair taxation of large technology companies in the EU (%)

		Totally agree		Tend to agree		Tend to disagree		Totally disagree		Don't know	Total 'Agree'		Total 'Disagree'	
		January/February 2023	Diff. January/February 2023 - June/July 2022	January/February 2023	Diff. January/February 2023 - June/July 2022	January/February 2023	Diff. January/February 2023 - June/July 2022	January/February 2023	Diff. January/February 2023 - June/July 2022	January/February 2023	January/February 2023	Diff. January/February 2023 - June/July 2022	January/February 2023	Diff. January/February 2023 - June/July 2022
EU27		57	3	32	-3	5	0	2	1	4	89	0	7	1
BE		50	-6	42	5	5	1	1	-1	2	92	-1	6	0
BG		60	4	28	-6	4	0	1	-1	7	88	-2	5	-1
CZ		50	1	33	-5	7	2	3	0	7	83	-4	10	2
DK		66	5	19	-11	7	3	3	1	5	85	-6	10	4
DE		64	-4	27	2	4	1	1	0	4	91	-2	5	1
EE		54	1	33	-6	4	2	1	0	8	87	-5	5	2
IE		59	-3	33	3	2	-1	1	0	5	92	0	3	-1
EL		67	0	29	-1	1	-1	1	1	2	96	-1	2	0
ES		64	12	27	-10	4	1	1	1	4	91	2	5	2
FR		52	5	34	-4	3	-1	3	2	8	86	1	6	1
HR		49	3	42	1	6	-2	1	-1	2	91	4	7	-3
IT		48	5	41	-3	5	-1	3	0	3	89	2	8	-1
CY		85	14	12	-12	1	-1	1	0	1	97	2	2	-1
LV		55	-3	33	0	3	0	1	0	8	88	-3	4	0
LT		68	11	28	-8	1	-3	0	-1	3	96	3	1	-4
LU		52	6	38	-7	4	1	1	0	5	90	-1	5	1
HU		56	1	35	-1	7	1	1	0	1	91	0	8	1
MT		70	14	23	-14	3	0	2	1	2	93	0	5	1
NL		75	7	20	-6	3	0	0	-2	2	95	1	3	-2
AT		52	-12	34	8	9	2	1	0	4	86	-4	10	2
PL		54	0	37	-3	6	2	1	1	2	91	-3	7	3
PT		43	1	42	-4	1	0	0	0	14	85	-3	1	0
RO		41	2	31	-3	19	-1	3	1	6	72	-1	22	0
SI		76	7	17	-9	3	1	1	0	3	93	-2	4	1
SK		57	2	34	-3	2	-1	1	-1	6	91	-1	3	-2
FI		65	6	25	-7	1	-2	1	0	8	90	-1	2	-2
SE		72	11	19	-13	2	-3	2	0	5	91	-2	4	-3

Standard Eurobarometer 98
Public opinion in the European Union
Winter 2022-2023

QC1.1 In general, how satisfied are you with the measures taken to fight the coronavirus pandemic by....?

The (NATIONALITY) government (%)

		Very satisfied		Fairly satisfied		Not very satisfied		Not at all satisfied		Don't know	Total 'Satisfied'		Total 'Not satisfied'	
		January/February 2023	Diff. January/February 2023 - June/July 2022	January/February 2023	Diff. January/February 2023 - June/July 2022	January/February 2023	Diff. January/February 2023 - June/July 2022	January/February 2023	Diff. January/February 2023 - June/July 2022	January/February 2023	January/February 2023	Diff. January/February 2023 - June/July 2022	January/February 2023	Diff. January/February 2023 - June/July 2022
EU27		12	2	46	0	26	-3	14	0	2	58	2	40	-3
BE		16	3	53	-1	21	-2	9	0	1	69	2	30	-2
BG		7	2	47	3	27	-6	16	1	3	54	5	43	-5
CZ		6	-1	36	-3	34	0	22	3	2	42	-4	56	3
DK		56	9	30	-7	9	-2	4	-1	1	86	2	13	-3
DE		10	1	50	0	27	-3	12	2	1	60	1	39	-1
EE		8	0	44	-4	28	-1	18	5	2	52	-4	46	4
IE		36	1	46	-3	10	-1	6	3	2	82	-2	16	2
EL		8	3	37	4	28	-6	26	-1	1	45	7	54	-7
ES		13	6	43	-3	28	-3	15	0	1	56	3	43	-3
FR		9	4	43	1	24	-5	20	-1	4	52	5	44	-6
HR		7	3	40	-1	38	-2	14	1	1	47	2	52	-1
IT		11	2	49	0	28	1	11	-3	1	60	2	39	-2
CY		23	9	43	-10	24	-1	10	2	0	66	-1	34	1
LV		7	2	38	3	33	-2	21	-2	1	45	5	54	-4
LT		12	2	39	-4	32	2	14	-2	3	51	-2	46	0
LU		25	4	56	-3	11	-2	7	2	1	81	1	18	0
HU		12	-5	49	-1	24	1	14	5	1	61	-6	38	6
MT		65	7	28	-2	5	-4	2	-1	0	93	5	7	-5
NL		16	6	54	3	19	-7	10	-3	1	70	9	29	-10
AT		9	2	39	0	31	-3	20	1	1	48	2	51	-2
PL		11	-1	48	5	28	-6	10	1	3	59	4	38	-5
PT		8	-1	75	6	12	-8	3	2	2	83	5	15	-6
RO		5	-3	35	-2	40	-2	16	6	4	40	-5	56	4
SI		8	1	39	2	28	-4	24	1	1	47	3	52	-3
SK		5	-1	24	-6	33	-3	36	9	2	29	-7	69	6
FI		29	4	52	-1	13	0	6	-2	0	81	3	19	-2
SE		32	8	50	0	13	-4	5	-4	0	82	8	18	-8

Standard Eurobarometer 98
Public opinion in the European Union
Winter 2022-2023

QC1.3 In general, how satisfied are you with the measures taken to fight the coronavirus pandemic by....?

The European Union (%)

		Very satisfied		Fairly satisfied		Not very satisfied		Not at all satisfied		Don't know		Total 'Satisfied'		Total 'Not satisfied'	
		January/February 2023	Diff. January/February 2023 - June/July 2022	January/February 2023	Diff. January/February 2023 - June/July 2022	January/February 2023	Diff. January/February 2023 - June/July 2022	January/February 2023	Diff. January/February 2023 - June/July 2022	January/February 2023	Diff. January/February 2023 - June/July 2022	January/February 2023	Diff. January/February 2023 - June/July 2022	January/February 2023	Diff. January/February 2023 - June/July 2022
EU27		9	1	47	-1	25	-1	12	1	7	0	56	0	37	0
BE		12	2	51	-2	24	-2	10	1	3	0	63	0	34	-1
BG		13	0	46	0	20	-3	11	2	10	0	59	0	31	-1
CZ		4	0	39	-4	32	0	18	1	7	-4	43	-4	50	1
DK		24	6	44	-12	13	-1	4	0	15	-6	68	-6	17	-1
DE		5	0	47	4	29	-3	11	1	8	4	52	4	40	-2
EE		5	1	38	-5	26	-1	16	5	15	-4	43	-4	42	4
IE		29	1	49	-3	11	-2	5	3	6	-2	78	-2	16	1
EL		5	1	38	1	30	-7	24	4	3	2	43	2	54	-3
ES		11	4	47	-7	25	2	13	4	4	-3	58	-3	38	6
FR		6	2	40	1	23	-3	18	-1	13	3	46	3	41	-4
HR		9	3	45	-1	31	-3	12	2	3	2	54	2	43	-1
IT		9	1	52	2	24	-1	12	0	3	3	61	3	36	-1
CY		22	9	43	-10	23	-3	10	3	2	-1	65	-1	33	0
LV		9	4	48	2	24	-5	10	-1	9	6	57	6	34	-6
LT		13	0	45	-5	24	3	7	-3	11	-5	58	-5	31	0
LU		11	1	58	6	18	0	10	-2	3	7	69	7	28	-2
HU		7	-6	51	-4	29	5	9	4	4	-10	58	-10	38	9
MT		44	0	42	0	9	-2	2	0	3	0	86	0	11	-2
NL		8	3	43	0	25	-6	10	-1	14	3	51	3	35	-7
AT		12	2	38	2	24	-7	21	2	5	4	50	4	45	-5
PL		17	2	54	-7	19	2	4	1	6	-5	71	-5	23	3
PT		8	0	76	7	9	-8	2	1	5	7	84	7	11	-7
RO		8	-4	39	-9	30	3	16	9	7	-13	47	-13	46	12
SI		7	0	41	-4	27	-4	21	6	4	-4	48	-4	48	2
SK		6	-3	32	-8	28	-3	28	11	6	-11	38	-11	56	8
FI		14	6	58	1	15	-5	5	-2	8	7	72	7	20	-7
SE		10	4	50	-16	20	-2	3	-3	17	-12	60	-12	23	-5





























Standard Eurobarometer 98
Public opinion in the European Union
Winter 2022-2023

QD1.1 Please tell how attached you feel to...
Your city/town/village (%)

		Very attached		Fairly attached		Not very attached		Not at all attached		Don't know		Total 'Attached'		Total 'Not attached'	
		Jan/Feb 2023	Diff. Jan/Feb 2023 - Jun/Jul 2022	Jan/Feb 2023	Diff. Jan/Feb 2023 - Jun/Jul 2022	Jan/Feb 2023	Diff. Jan/Feb 2023 - Jun/Jul 2022	Jan/Feb 2023	Diff. Jan/Feb 2023 - Jun/Jul 2022	Jan/Feb 2023	Diff. Jan/Feb 2023 - Jun/Jul 2022	Jan/Feb 2023	Diff. Jan/Feb 2023 - Jun/Jul 2022	Jan/Feb 2023	Diff. Jan/Feb 2023 - Jun/Jul 2022
EU27		51	0	38	0	9	0	2	0	0	0	89	0	11	0
BE		40	5	45	-3	13	-2	2	0	0	0	85	2	15	-2
BG		73	0	23	2	3	-1	1	-1	0	0	96	2	4	-2
CZ		36	-1	46	-3	10	-1	6	4	2	1	82	-4	16	3
DK		51	5	30	-7	17	3	2	-1	0	0	81	-2	19	2
DE		51	-5	38	3	9	2	2	0	0	0	89	-2	11	2
EE		44	5	38	-5	16	0	2	0	0	0	82	0	18	0
IE		61	2	31	-4	6	0	2	2	0	0	92	-2	8	2
EL		80	-2	19	2	1	0	0	0	0	0	99	0	1	0
ES		60	4	33	-6	6	2	1	0	0	0	93	-2	7	2
FR		34	-5	44	3	14	0	8	3	0	-1	78	-2	22	3
HR		56	2	33	-1	10	-1	1	0	0	0	89	1	11	-1
IT		55	7	38	-6	6	0	1	-1	0	0	93	1	7	-1
CY		73	15	23	-15	4	0	0	0	0	0	96	0	4	0
LV		59	-1	28	-2	11	4	1	-1	1	0	87	-3	12	3
LT		55	11	33	-10	10	-1	2	0	0	0	88	1	12	-1
LU		38	-7	49	3	10	2	3	2	0	0	87	-4	13	4
HU		51	1	39	-3	8	1	2	1	0	0	90	-2	10	2
MT		60	-4	24	1	12	1	4	2	0	0	84	-3	16	3
NL		36	6	38	-4	21	-2	5	0	0	0	74	2	26	-2
AT		55	-7	33	7	11	1	1	-1	0	0	88	0	12	0
PL		58	-5	38	5	4	0	0	0	0	0	96	0	4	0
PT		50	-5	45	4	4	0	1	1	0	0	95	-1	5	1
RO		54	6	34	-4	11	-2	1	0	0	0	88	2	12	-2
SI		60	10	30	-8	9	-1	1	-1	0	0	90	2	10	-2
SK		54	12	39	-1	6	-10	1	-1	0	0	93	11	7	-11
FI		43	5	45	0	11	-3	1	-2	0	0	88	5	12	-5
SE		47	10	38	-6	14	-3	1	-1	0	0	85	4	15	-4

Standard Eurobarometer 98
Public opinion in the European Union
Winter 2022-2023

QD1.2 Please tell how attached you feel to...
(OUR COUNTRY) (%)

		Very attached		Fairly attached		Not very attached		Not at all attached		Don't know		Total 'Attached'		Total 'Not attached'	
		Jan/Feb 2023	Diff. Jan/Feb 2023 - Jun/Jul 2022	Jan/Feb 2023	Diff. Jan/Feb 2023 - Jun/Jul 2022	Jan/Feb 2023	Diff. Jan/Feb 2023 - Jun/Jul 2022	Jan/Feb 2023	Diff. Jan/Feb 2023 - Jun/Jul 2022	Jan/Feb 2023	Diff. Jan/Feb 2023 - Jun/Jul 2022	Jan/Feb 2023	Diff. Jan/Feb 2023 - Jun/Jul 2022	Jan/Feb 2023	Diff. Jan/Feb 2023 - Jun/Jul 2022
EU27		54	1	37	-1	7	0	2	0	0	0	91	0	9	0
BE		34	3	49	0	13	-4	4	1	0	0	83	3	17	-3
BG		74	0	22	1	3	0	1	-1	0	0	96	1	4	-1
CZ		42	1	45	-5	6	-1	5	4	2	1	87	-4	11	3
DK		83	1	16	-1	1	0	0	0	0	0	99	0	1	0
DE		47	-5	42	2	10	4	1	0	0	-1	89	-3	11	4
EE		55	1	35	-4	8	2	2	1	0	0	90	-3	10	3
IE		68	4	29	-3	3	-1	0	0	0	0	97	1	3	-1
EL		79	-3	20	3	1	0	0	0	0	0	99	0	1	0
ES		52	7	36	-6	9	0	3	0	0	-1	88	1	12	0
FR		53	1	40	0	5	0	2	0	0	-1	93	1	7	0
HR		54	4	37	-2	8	-1	1	-1	0	0	91	2	9	-2
IT		54	4	39	-3	6	0	1	-1	0	0	93	1	7	-1
CY		77	13	20	-14	3	1	0	0	0	0	97	-1	3	1
LV		59	-6	29	4	9	2	2	-1	1	1	88	-2	11	1
LT		64	13	28	-12	6	-1	2	0	0	0	92	1	8	-1
LU		41	-13	52	11	5	1	2	1	0	0	93	-2	7	2
HU		56	-2	35	1	8	1	1	0	0	0	91	-1	9	1
MT		75	10	20	-6	3	-4	2	0	0	0	95	4	5	-4
NL		45	6	43	-1	10	-5	2	0	0	0	88	5	12	-5
AT		60	-7	32	6	6	0	2	1	0	0	92	-1	8	1
PL		64	-3	32	3	3	0	1	0	0	0	96	0	4	0
PT		54	-2	43	1	2	0	1	1	0	0	97	-1	3	1
RO		51	5	34	-5	12	-1	2	0	1	1	85	0	14	-1
SI		61	6	31	-4	7	-1	1	-1	0	0	92	2	8	-2
SK		48	0	46	5	5	-4	1	-1	0	0	94	5	6	-5
FI		69	2	28	0	3	-1	0	-1	0	0	97	2	3	-2
SE		64	2	31	-2	5	1	0	-1	0	0	95	0	5	0





























Standard Eurobarometer 98
Public opinion in the European Union
Winter 2022-2023

QD1.3 Please tell how attached you feel to...
The European Union (%)

		Very attached		Fairly attached		Not very attached		Not at all attached		Don't know		Total 'Attached'		Total 'Not attached'	
		Jan/Feb 2023	Diff. Jan/Feb 2023 - Jun/Jul 2022	Jan/Feb 2023	Diff. Jan/Feb 2023 - Jun/Jul 2022	Jan/Feb 2023	Diff. Jan/Feb 2023 - Jun/Jul 2022	Jan/Feb 2023	Diff. Jan/Feb 2023 - Jun/Jul 2022	Jan/Feb 2023	Diff. Jan/Feb 2023 - Jun/Jul 2022	Jan/Feb 2023	Diff. Jan/Feb 2023 - Jun/Jul 2022	Jan/Feb 2023	Diff. Jan/Feb 2023 - Jun/Jul 2022
EU27		16	0	45	0	27	-1	10	0	2	1	61	0	37	-1
BE		15	-3	42	0	33	0	9	3	1	0	57	-3	42	3
BG		15	1	37	-4	26	2	18	-1	4	2	52	-3	44	1
CZ		7	0	39	-1	33	0	17	0	4	1	46	-1	50	0
DK		22	6	50	2	21	-5	6	-3	1	0	72	8	27	-8
DE		15	-4	48	2	25	-1	10	3	2	0	63	-2	35	2
EE		9	0	36	-2	39	1	12	1	4	0	45	-2	51	2
IE		20	0	42	-5	27	2	8	2	3	1	62	-5	35	4
EL		5	2	34	-1	40	-2	21	1	0	0	39	1	61	-1
ES		25	8	45	-6	22	-2	7	0	1	0	70	2	29	-2
FR		15	0	40	-1	29	1	14	0	2	0	55	-1	43	1
HR		15	1	44	2	28	-7	11	3	2	1	59	3	39	-4
IT		11	0	46	3	30	-3	12	0	1	0	57	3	42	-3
CY		18	11	41	-9	30	-1	10	-1	1	0	59	2	40	-2
LV		31	0	39	-4	21	4	6	-1	3	1	70	-4	27	3
LT		24	7	41	-7	24	-1	9	0	2	1	65	0	33	-1
LU		26	1	50	-6	19	5	3	-1	2	1	76	-5	22	4
HU		21	-3	45	-2	24	2	9	3	1	0	66	-5	33	5
MT		38	-7	33	0	21	4	7	2	1	1	71	-7	28	6
NL		14	3	43	7	32	-5	10	-5	1	0	57	10	42	-10
AT		16	-1	36	3	29	-3	17	0	2	1	52	2	46	-3
PL		26	-4	53	-1	16	3	4	2	1	0	79	-5	20	5
PT		11	-3	53	2	29	0	6	0	1	1	64	-1	35	0
RO		12	-3	41	-10	33	6	9	4	5	3	53	-13	42	10
SI		22	2	40	-1	27	-3	10	2	1	0	62	1	37	-1
SK		14	-3	40	-3	30	-2	14	6	2	2	54	-6	44	4
FI		10	0	47	5	32	-3	7	-4	4	2	57	5	39	-7
SE		14	5	46	5	30	-8	9	-3	1	1	60	10	39	-11





























Standard Eurobarometer 98
Public opinion in the European Union
Winter 2022-2023

QD1.4 Please tell how attached you feel to...
Europe (%)

		Very attached		Fairly attached		Not very attached		Not at all attached		Don't know		Total 'Attached'		Total 'Not attached'	
		Jan/Feb 2023	Diff. Jan/Feb 2023 - Jun/Jul 2022	Jan/Feb 2023	Diff. Jan/Feb 2023 - Jun/Jul 2022	Jan/Feb 2023	Diff. Jan/Feb 2023 - Jun/Jul 2022	Jan/Feb 2023	Diff. Jan/Feb 2023 - Jun/Jul 2022	Jan/Feb 2023	Diff. Jan/Feb 2023 - Jun/Jul 2022	Jan/Feb 2023	Diff. Jan/Feb 2023 - Jun/Jul 2022	Jan/Feb 2023	Diff. Jan/Feb 2023 - Jun/Jul 2022
		EU27		20	1	48	-2	22	-1	8	1	2	1	68	-1
BE		18	-2	47	1	27	-2	7	3	1	0	65	-1	34	1
BG		18	1	41	0	23	-2	14	0	4	1	59	1	37	-2
CZ		15	-5	51	-4	21	3	10	5	3	1	66	-9	31	8
DK		30	1	54	0	13	0	2	-1	1	0	84	1	15	-1
DE		22	-1	50	-2	20	1	6	1	2	1	72	-3	26	2
EE		12	-1	43	-2	31	0	11	3	3	0	55	-3	42	3
IE		24	3	42	-8	25	2	7	2	2	1	66	-5	32	4
EL		8	4	39	-3	35	-4	18	3	0	0	47	1	53	-1
ES		27	8	45	-5	20	-4	7	1	1	0	72	3	27	-3
FR		16	-1	47	2	24	0	12	0	1	-1	63	1	36	0
HR		15	1	46	2	27	-7	10	3	2	1	61	3	37	-4
IT		12	3	50	1	27	-4	11	1	0	-1	62	4	38	-3
CY		17	9	44	-5	28	-4	10	0	1	0	61	4	38	-4
LV		34	-4	38	-1	18	4	7	1	3	0	72	-5	25	5
LT		27	4	43	-7	22	3	7	-1	1	1	70	-3	29	2
LU		29	-1	56	-1	12	1	2	1	1	0	85	-2	14	2
HU		31	-2	48	-5	15	3	6	4	0	0	79	-7	21	7
MT		43	-12	33	1	17	6	7	5	0	0	76	-11	24	11
NL		22	3	48	2	24	-4	5	-2	1	1	70	5	29	-6
AT		22	-1	45	-1	23	2	9	0	1	0	67	-2	32	2
PL		23	-3	59	-2	14	3	3	2	1	0	82	-5	17	5
PT		10	-3	55	2	29	0	6	1	0	0	65	-1	35	1
RO		14	-2	35	-9	36	5	10	3	5	3	49	-11	46	8
SI		25	2	44	-4	23	0	7	2	1	0	69	-2	30	2
SK		20	-3	46	-2	25	1	7	3	2	1	66	-5	32	4
FI		26	5	54	-2	14	-4	3	0	3	1	80	3	17	-4
SE		32	5	53	-2	12	-4	3	1	0	0	85	3	15	-3





























Standard Eurobarometer 98
Public opinion in the European Union
Winter 2022-2023

QD2.1 For each of the following statements, please tell to what extent it corresponds or not to your own opinion.
You feel you are a citizen of the EU (%)

		Yes, definitely		Yes, to some extent		No, not really		No, definitely not		Don't know	Total 'Yes'		Total 'No'		
		Jan/Feb 2023	Diff. Jan/Feb 2023 - Jun/Jul 2022	Jan/Feb 2023	Diff. Jan/Feb 2023 - Jun/Jul 2022	Jan/Feb 2023	Diff. Jan/Feb 2023 - Jun/Jul 2022	Jan/Feb 2023	Diff. Jan/Feb 2023 - Jun/Jul 2022		Jan/Feb 2023	Diff. Jan/Feb 2023 - Jun/Jul 2022	Jan/Feb 2023	Diff. Jan/Feb 2023 - Jun/Jul 2022	
EU27		30	0	44	0	17	-1	8	1	1	0	74	0	25	0
BE		31	-3	47	0	18	2	3	1	1	0	78	-3	21	3
BG		14	-1	40	1	25	2	20	-1	1	-1	54	0	45	1
CZ		29	-4	41	2	16	-1	13	2	1	1	70	-2	29	1
DK		44	6	38	-3	13	-3	4	0	1	0	82	3	17	-3
DE		38	-5	43	2	12	2	5	0	2	1	81	-3	17	2
EE		38	1	41	-3	14	0	3	0	4	2	79	-2	17	0
IE		41	1	38	-4	15	1	4	1	2	1	79	-3	19	2
EL		20	3	36	-1	28	1	16	-3	0	0	56	2	44	-2
ES		45	9	41	-8	10	-2	4	2	0	-1	86	1	14	0
FR		23	1	38	0	21	-2	17	2	1	-1	61	1	38	0
HR		24	-3	48	5	20	-3	7	1	1	0	72	2	27	-2
IT		18	-1	47	2	26	-2	9	1	0	0	65	1	35	-1
CY		28	6	51	1	14	-10	7	3	0	0	79	7	21	-7
LV		37	-5	42	2	15	2	4	0	2	1	79	-3	19	2
LT		35	-8	45	4	15	4	4	-1	1	1	80	-4	19	3
LU		51	-4	42	2	4	0	1	1	2	1	93	-2	5	1
HU		24	-4	52	-4	19	6	5	2	0	0	76	-8	24	8
MT		47	-15	41	10	10	5	2	0	0	0	88	-5	12	5
NL		36	5	45	7	14	-9	5	-3	0	0	81	12	19	-12
AT		23	-3	48	1	21	2	7	-1	1	1	71	-2	28	1
PL		24	-9	58	6	13	3	4	0	1	0	82	-3	17	3
PT		27	0	55	-1	14	1	3	-1	1	1	82	-1	17	0
RO		19	-2	39	-5	29	2	11	4	2	1	58	-7	40	6
SI		32	-5	45	1	15	1	8	3	0	0	77	-4	23	4
SK		31	-8	40	-1	18	4	10	5	1	0	71	-9	28	9
FI		42	4	44	0	11	-2	2	-2	1	0	86	4	13	-4
SE		45	12	38	-2	12	-8	5	-2	0	0	83	10	17	-10

Standard Eurobarometer 98
Public opinion in the European Union
Winter 2022-2023

QD2.2 For each of the following statements, please tell to what extent it corresponds or not to your own opinion.
You know what your rights are as a citizen of the EU (%)

		Yes, definitely		Yes, to some extent		No, not really		No, definitely not		Don't know		Total 'Yes'		Total 'No'	
		Jan/Feb 2023	Diff. Jan/Feb 2023 - Jun/Jul 2022	Jan/Feb 2023	Diff. Jan/Feb 2023 - Jun/Jul 2022	Jan/Feb 2023	Diff. Jan/Feb 2023 - Jun/Jul 2022	Jan/Feb 2023	Diff. Jan/Feb 2023 - Jun/Jul 2022	Jan/Feb 2023	Diff. Jan/Feb 2023 - Jun/Jul 2022	Jan/Feb 2023	Diff. Jan/Feb 2023 - Jun/Jul 2022	Jan/Feb 2023	Diff. Jan/Feb 2023 - Jun/Jul 2022
		EU27		15	-1	43	-2	30	2	11	1	1	0	58	-3
BE		16	3	47	-4	31	0	5	0	1	1	63	-1	36	0
BG		8	-1	40	2	32	-2	19	2	1	-1	48	1	51	0
CZ		14	0	42	-5	31	1	11	3	2	1	56	-5	42	4
DK		21	7	49	-5	23	-2	6	0	1	0	70	2	29	-2
DE		15	-4	52	-3	24	6	7	0	2	1	67	-7	31	6
EE		15	0	45	-7	32	7	6	0	2	0	60	-7	38	7
IE		27	4	44	-6	21	0	7	2	1	0	71	-2	28	2
EL		7	3	41	1	38	-3	14	-1	0	0	48	4	52	-4
ES		20	5	43	-4	27	0	9	0	1	-1	63	1	36	0
FR		9	-1	31	-1	37	1	22	1	1	0	40	-2	59	2
HR		14	2	42	-4	32	0	11	3	1	-1	56	-2	43	3
IT		11	-1	35	1	41	0	13	0	0	0	46	0	54	0
CY		16	8	57	-6	20	-3	7	1	0	0	73	2	27	-2
LV		21	0	47	4	24	-5	7	0	1	1	68	4	31	-5
LT		19	-5	51	-3	25	7	5	1	0	0	70	-8	30	8
LU		24	1	54	-4	18	1	3	1	1	1	78	-3	21	2
HU		14	-6	48	0	32	7	6	-1	0	0	62	-6	38	6
MT		35	-6	39	-7	19	7	7	6	0	0	74	-13	26	13
NL		15	1	52	3	25	-6	7	2	1	0	67	4	32	-4
AT		17	-5	47	3	25	-1	9	2	2	1	64	-2	34	1
PL		25	-3	48	2	19	1	4	-1	4	1	73	-1	23	0
PT		10	-1	48	-2	33	1	9	2	0	0	58	-3	42	3
RO		11	-8	42	0	32	1	14	7	1	0	53	-8	46	8
SI		17	-1	46	-9	27	5	9	5	1	0	63	-10	36	10
SK		16	-1	44	-6	30	2	9	4	1	1	60	-7	39	6
FI		25	7	53	-6	16	-4	3	1	3	2	78	1	19	-3
SE		19	4	53	1	21	-8	6	2	1	1	72	5	27	-6

Standard Eurobarometer 98
Public opinion in the European Union
Winter 2022-2023

QD2.3 For each of the following statements, please tell to what extent it corresponds or not to your own opinion.

You would like to know more about your rights as a citizen of the EU (%)

		Yes, definitely		Yes, to some extent		No, not really		No, definitely not		Don't know		Total 'Yes'		Total 'No'	
		Jan/	Feb	Jan/	Feb	Jan/	Feb	Jan/	Feb	Jan/	Feb	Jan/	Feb	Jan/	Feb
		2023	2023	2023	2023	2023	2023	2023	2023	2023	2023	2023	2023	2023	2023
EU27		27	1	42	-2	21	1	8	0	2	0	69	-1	29	1
BE		25	-2	49	-1	20	0	4	2	2	1	74	-3	24	2
BG		35	2	37	-1	13	-2	10	1	5	0	72	1	23	-1
CZ		29	1	39	-4	17	-1	13	4	2	0	68	-3	30	3
DK		26	1	32	-8	29	1	11	5	2	1	58	-7	40	6
DE		22	-1	41	0	22	2	11	-2	4	1	63	-1	33	0
EE		29	-1	35	-6	22	1	9	4	5	2	64	-7	31	5
IE		29	4	40	-7	24	2	4	1	3	0	69	-3	28	3
EL		45	4	34	-1	15	-2	6	-1	0	0	79	3	21	-3
ES		40	10	38	-7	15	-3	6	1	1	-1	78	3	21	-2
FR		23	0	43	-1	20	0	12	1	2	0	66	-1	32	1
HR		30	5	38	-1	24	-3	6	0	2	-1	68	4	30	-3
IT		26	2	50	-2	17	0	6	0	1	0	76	0	23	0
CY		75	7	21	-3	3	-4	1	0	0	0	96	4	4	-4
LV		35	-2	42	5	16	-2	5	-1	2	0	77	3	21	-3
LT		29	-11	41	-1	21	8	7	3	2	1	70	-12	28	11
LU		36	-1	41	1	19	2	3	-2	1	0	77	0	22	0
HU		23	-1	45	-2	26	4	6	-1	0	0	68	-3	32	3
MT		65	2	25	-3	6	0	4	2	0	-1	90	-1	10	2
NL		29	7	34	-3	30	-4	7	1	0	-1	63	4	37	-3
AT		25	2	37	2	27	-4	7	-1	4	1	62	4	34	-5
PL		24	-2	49	2	19	2	6	-1	2	-1	73	0	25	1
PT		19	-2	56	-2	18	1	5	2	2	1	75	-4	23	3
RO		26	-5	37	-6	26	8	9	3	2	0	63	-11	35	11
SI		26	-4	35	-7	24	6	14	5	1	0	61	-11	38	11
SK		24	-13	46	3	16	1	9	5	5	4	70	-10	25	6
FI		23	5	44	-1	27	-3	3	-2	3	1	67	4	30	-5
SE		37	11	33	-17	22	0	8	6	0	0	70	-6	30	6

Standard Eurobarometer 98
Public opinion in the European Union
Winter 2022-2023

QD3a Which of the following do you think is the most positive result of the EU? Firstly?
 (%)

		Peace among the Member States of the EU		The free movement of people, goods and services within the EU		The euro		Solidarity among Member States of the EU		Education exchange programmes such as ERASMUS		The Common Agricultural Policy		The economic power of the EU	
		Jan/Feb 2023	Diff. Jan/Feb 2023 - Jun/Jul 2022	Jan/Feb 2023	Diff. Jan/Feb 2023 - Jun/Jul 2022	Jan/Feb 2023	Diff. Jan/Feb 2023 - Jun/Jul 2022	Jan/Feb 2023	Diff. Jan/Feb 2023 - Jun/Jul 2022	Jan/Feb 2023	Diff. Jan/Feb 2023 - Jun/Jul 2022	Jan/Feb 2023	Diff. Jan/Feb 2023 - Jun/Jul 2022	Jan/Feb 2023	Diff. Jan/Feb 2023 - Jun/Jul 2022
EU27		26	-1	25	2	8	0	7	0	5	0	2	-1	7	0
BE		19	-6	20	0	16	1	7	0	6	2	1	-2	5	0
BG		18	2	39	2	2	0	9	1	3	-1	3	-1	8	0
CZ		28	-3	36	1	0	-2	6	1	6	0	1	0	6	1
DK		38	1	20	-4	1	0	9	2	3	1	2	-1	5	2
DE		35	-3	24	2	10	2	7	1	3	0	1	-1	6	0
EE		21	3	39	0	10	-5	4	-1	7	2	1	-1	3	0
IE		18	-1	35	2	13	1	4	-1	2	-1	3	-1	10	-1
EL		24	-2	30	0	4	1	8	1	7	2	2	1	9	-1
ES		22	4	22	-5	9	-1	7	0	3	-1	1	0	12	0
FR		32	-2	19	6	11	-1	5	0	8	1	1	-2	3	0
HR		16	1	34	0	6	1	8	0	9	0	4	0	10	0
IT		21	1	19	2	9	0	11	2	7	-1	2	0	8	-1
CY		27	3	24	-5	6	0	8	-1	10	3	3	2	6	-1
LV		29	3	32	-3	7	-1	3	0	11	2	1	0	3	0
LT		31	9	40	3	3	-2	4	-3	5	0	1	0	6	-2
LU		37	-1	24	-2	17	5	7	0	4	1	1	0	1	-1
HU		13	-1	29	1	7	3	5	-1	7	0	3	-1	10	-1
MT		19	2	27	0	20	-2	6	-2	8	1	1	0	4	0
NL		32	2	31	-2	10	1	6	0	1	0	1	0	4	1
AT		18	-8	20	1	13	3	6	-3	3	0	3	0	9	3
PL		17	-1	29	6	3	-1	10	-2	4	0	9	1	10	1
PT		13	-1	34	-5	10	0	7	3	4	-2	1	0	12	3
RO		17	4	22	6	2	-1	9	-3	7	0	6	-4	13	0
SI		28	-3	23	-4	15	2	3	-1	7	1	1	0	7	2
SK		19	-3	37	5	9	-5	7	3	9	4	2	0	6	1
FI		33	-2	28	-1	12	-2	4	1	3	2	0	0	1	-1
SE		40	5	30	-2	1	0	7	-1	1	-3	1	0	1	-1

Standard Eurobarometer 98
Public opinion in the European Union
Winter 2022-2023

QD3a Which of the following do you think is the most positive result of the EU? Firstly?
 (%)

		The political and diplomatic influence of the EU in the rest of the world		The level of social welfare (healthcare, education, pensions) in the EU		The protection of the environment		Care for human well-being		Other (SPONTANEOUS)		None (SPONTANEOUS)		Don't know	
		Jan/Feb 2023	Diff. Jan/Feb 2023 - Jun/Jul 2022	Jan/Feb 2023	Diff. Jan/Feb 2023 - Jun/Jul 2022	Jan/Feb 2023	Diff. Jan/Feb 2023 - Jun/Jul 2022	Jan/Feb 2023	Diff. Jan/Feb 2023 - Jun/Jul 2022	Jan/Feb 2023	Diff. Jan/Feb 2023 - Jun/Jul 2022	Jan/Feb 2023	Diff. Jan/Feb 2023 - Jun/Jul 2022	Jan/Feb 2023	Diff. Jan/Feb 2023 - Jun/Jul 2022
EU27		6	0	5	0	2	-1	3	0	0	0	2	0	2	1
BE		6	-1	9	1	4	1	6	3	0	0	1	1	0	0
BG		6	-1	5	1	1	-3	2	0	0	0	2	0	2	0
CZ		4	0	3	0	1	-2	3	0	0	0	1	0	5	4
DK		7	-1	6	2	4	-2	3	-1	0	0	1	1	1	0
DE		5	1	3	-1	1	0	3	-1	0	0	1	-1	1	1
EE		3	-1	5	2	1	0	4	1	0	0	1	0	1	0
IE		4	1	6	3	1	-2	2	-1	0	0	1	1	1	0
EL		9	0	1	0	1	-1	0	-1	0	0	4	0	1	0
ES		7	0	7	1	2	0	4	1	0	0	2	1	2	0
FR		3	0	5	-1	3	-1	2	0	0	0	4	-2	4	2
HR		4	-2	5	0	2	0	2	0	0	0	0	0	0	0
IT		9	-1	5	-2	3	0	2	0	0	0	3	1	1	-1
CY		3	-3	4	-2	4	2	3	2	0	0	2	0	0	0
LV		3	-1	5	1	1	-1	2	0	0	0	1	0	2	0
LT		3	-2	3	-2	1	0	3	-1	0	0	0	0	0	0
LU		2	-2	4	1	1	-1	2	0	0	0	0	0	0	0
HU		8	0	7	0	3	-1	5	0	0	0	1	0	2	1
MT		3	1	7	3	2	-1	2	0	0	0	0	-1	1	-1
NL		5	-1	4	0	2	0	4	0	0	0	0	-1	0	0
AT		7	1	9	1	3	0	2	0	1	1	4	0	2	1
PL		6	-1	5	-2	3	1	4	-1	0	0	0	0	0	-1
PT		5	0	4	0	2	0	3	2	0	0	1	0	4	0
RO		8	-3	6	-2	2	0	3	2	1	1	1	0	3	0
SI		2	-1	5	3	2	-1	3	0	0	0	3	1	1	1
SK		3	-1	3	-2	1	-1	0	-3	0	0	3	2	1	0
FI		5	-1	5	2	3	1	4	1	0	0	1	0	1	0
SE		8	-1	3	2	5	2	2	-1	0	0	0	-1	1	1





























Standard Eurobarometer 98
Public opinion in the European Union
Winter 2022-2023

QD3b And then? (MAX. 2 ANSWERS)
 (%)

		Peace among the Member States of the EU		The free movement of people, goods and services within the EU		The euro		Solidarity among Member States of the EU		Education exchange programmes such as ERASMUS		The Common Agricultural Policy		The economic power of the EU	
		Jan/Feb 2023	Diff. Jan/Feb 2023 - Jun/Jul 2022	Jan/Feb 2023	Diff. Jan/Feb 2023 - Jun/Jul 2022	Jan/Feb 2023	Diff. Jan/Feb 2023 - Jun/Jul 2022	Jan/Feb 2023	Diff. Jan/Feb 2023 - Jun/Jul 2022	Jan/Feb 2023	Diff. Jan/Feb 2023 - Jun/Jul 2022	Jan/Feb 2023	Diff. Jan/Feb 2023 - Jun/Jul 2022	Jan/Feb 2023	Diff. Jan/Feb 2023 - Jun/Jul 2022
EU27		21	1	29	1	16	-1	18	-1	14	0	6	-2	16	0
BE		20	-4	27	1	19	-3	18	1	15	7	6	0	15	0
BG		27	0	28	1	7	1	21	4	16	3	6	-1	18	-1
CZ		24	1	32	4	5	-1	20	3	21	4	3	0	18	-2
DK		22	-1	30	3	4	1	16	-3	9	-1	8	2	13	2
DE		23	-1	35	2	23	-1	17	0	11	0	5	-1	19	2
EE		24	3	29	-3	34	3	11	3	16	1	3	-2	7	-4
IE		20	0	28	-2	29	1	19	-1	13	0	8	-3	21	3
EL		31	3	35	-3	9	3	21	0	16	0	5	0	23	-1
ES		19	1	25	0	10	-6	18	1	8	-2	5	-2	19	-1
FR		20	1	27	4	20	0	13	0	17	1	6	-4	9	-2
HR		18	-1	32	7	12	2	19	-1	21	-1	11	-4	20	1
IT		18	3	30	1	17	2	22	-3	16	0	7	-2	13	-3
CY		23	0	35	7	10	-1	18	-3	23	2	4	-3	14	3
LV		20	0	35	1	24	0	12	1	25	4	3	0	12	0
LT		25	-2	35	4	8	-3	16	0	17	4	7	1	17	-1
LU		21	-2	33	1	25	0	18	-3	14	4	3	-3	7	-1
HU		17	2	25	-1	12	-1	17	2	18	0	8	-2	17	1
MT		17	2	25	2	19	1	24	-1	18	4	4	0	10	2
NL		22	1	30	0	23	1	15	-3	9	1	3	0	12	0
AT		24	1	25	-6	19	1	19	3	12	0	6	2	15	-2
PL		20	-3	23	-1	4	-1	22	-2	16	1	11	0	21	0
PT		19	2	28	0	20	-7	19	-4	14	-1	3	0	23	5
RO		16	1	21	1	12	-1	24	5	18	-2	12	-4	19	-3
SI		19	-1	27	0	28	1	15	1	17	5	4	-3	21	2
SK		22	4	30	-4	24	3	13	-1	22	4	8	4	12	-2
FI		28	1	28	-1	21	-4	9	-3	6	-3	3	1	7	2
SE		25	-3	34	6	3	-1	21	-1	21	8	4	0	8	0

Standard Eurobarometer 98
Public opinion in the European Union
Winter 2022-2023

QD3b And then? (MAX. 2 ANSWERS)
 (%)

	The political and diplomatic influence of the EU in the rest of the world		The level of social welfare (healthcare, education, pensions) in the EU		The protection of the environment		Care for human well-being		Other (SPONTANEOUS)		None (SPONTANEOUS)		Don't know	
	Jan/Feb 2023	Diff. Jan/Feb 2023 - Jun/Jul 2022	Jan/Feb 2023	Diff. Jan/Feb 2023 - Jun/Jul 2022	Jan/Feb 2023	Diff. Jan/Feb 2023 - Jun/Jul 2022	Jan/Feb 2023	Diff. Jan/Feb 2023 - Jun/Jul 2022	Jan/Feb 2023	Diff. Jan/Feb 2023 - Jun/Jul 2022	Jan/Feb 2023	Diff. Jan/Feb 2023 - Jun/Jul 2022	Jan/Feb 2023	Diff. Jan/Feb 2023 - Jun/Jul 2022
EU27 	14	0	12	0	10	-1	7	-1	0	0	2	0	1	0
BE 	15	3	15	1	11	0	12	2	0	0	1	0	0	0
BG 	16	-2	10	-1	5	-2	7	-3	0	0	2	0	2	0
CZ 	14	4	11	0	10	-3	8	-4	0	0	1	-1	0	0
DK 	24	5	16	0	22	3	13	0	0	0	1	0	0	-1
DE 	12	-1	8	0	7	-1	9	0	0	0	1	-1	0	0
EE 	9	-1	11	0	5	-1	8	0	0	0	1	-1	1	-2
IE 	12	-1	9	-2	6	-3	6	-3	0	0	1	0	1	0
EL 	21	-3	6	1	5	-2	3	0	0	0	2	0	1	1
ES 	13	-1	15	2	11	0	9	1	0	0	2	0	2	1
FR 	9	2	12	2	11	-3	5	-3	0	0	5	0	3	1
HR 	9	-2	14	1	6	-2	7	2	0	0	1	0	0	0
IT 	16	0	12	-2	12	-1	5	-2	0	0	1	-1	2	1
CY 	10	-4	19	-1	17	0	6	-3	0	0	2	1	0	0
LV 	10	1	13	3	6	0	8	-2	0	0	1	-1	2	0
LT 	12	-6	13	-1	7	-1	8	-2	0	0	2	2	1	1
LU 	12	3	12	-4	8	-1	3	-1	0	0	2	0	1	0
HU 	18	1	14	-5	9	-3	9	-2	0	0	1	1	1	1
MT 	9	2	25	5	18	-6	9	1	1	1	1	1	1	1
NL 	18	1	12	0	15	5	12	1	0	0	1	0	0	0
AT 	19	5	17	-5	13	0	9	0	1	0	3	0	1	0
PL 	13	-3	13	-1	7	1	7	0	0	0	0	0	1	1
PT 	9	-1	12	-1	10	2	7	-1	0	-1	0	0	2	1
RO 	18	2	14	2	8	-1	5	-1	2	2	1	1	1	0
SI 	6	1	9	-3	9	0	7	-5	0	0	2	1	1	1
SK 	8	-3	11	2	6	-3	5	-5	0	0	3	2	1	1
FI 	16	0	13	0	16	1	19	7	0	0	2	1	2	1
SE 	22	-2	11	1	20	5	9	-1	0	0	2	0	1	-1





























Standard Eurobarometer 98
Public opinion in the European Union
Winter 2022-2023

QD3T Which of the following do you think is the most positive result of the EU? Firstly? And then?
 (%)

		Peace among the Member States of the EU		The free movement of people, goods and services within the EU		The euro		Solidarity among Member States of the EU		Education exchange programmes such as ERASMUS		The Common Agricultural Policy		The economic power of the EU	
		Jan/Feb 2023	Diff. Jan/Feb 2023 - Jun/Jul 2022	Jan/Feb 2023	Diff. Jan/Feb 2023 - Jun/Jul 2022	Jan/Feb 2023	Diff. Jan/Feb 2023 - Jun/Jul 2022	Jan/Feb 2023	Diff. Jan/Feb 2023 - Jun/Jul 2022	Jan/Feb 2023	Diff. Jan/Feb 2023 - Jun/Jul 2022	Jan/Feb 2023	Diff. Jan/Feb 2023 - Jun/Jul 2022	Jan/Feb 2023	Diff. Jan/Feb 2023 - Jun/Jul 2022
EU27		46	0	52	2	24	0	25	0	19	1	8	-2	23	0
BE		39	-10	46	0	34	-3	25	1	21	9	7	-2	20	0
BG		44	2	66	3	9	1	29	5	19	2	9	-1	26	0
CZ		50	-4	66	4	5	-2	25	3	26	4	4	0	23	-2
DK		59	-1	48	-3	5	1	25	-1	12	0	10	1	17	4
DE		57	-4	59	5	33	1	24	1	14	0	6	-1	25	3
EE		45	6	67	-3	43	-2	14	1	23	3	4	-2	10	-4
IE		37	-2	62	-1	42	2	23	-1	15	-1	11	-4	31	2
EL		53	0	63	-3	12	4	29	2	22	1	6	1	30	-3
ES		40	4	47	-4	19	-7	24	0	11	-3	6	-2	31	0
FR		50	-1	44	9	29	-1	17	1	24	3	6	-6	11	-2
HR		33	-1	65	7	18	3	28	0	30	-1	15	-5	30	2
IT		38	4	47	2	25	2	32	-1	22	-1	9	-1	21	-4
CY		49	3	58	2	16	0	26	-4	32	4	6	-1	19	1
LV		49	3	66	-1	31	0	15	2	35	5	5	0	14	-1
LT		55	7	75	7	11	-5	20	-3	22	4	7	-1	23	-3
LU		58	-3	57	-1	42	4	24	-3	18	5	4	-3	7	-3
HU		30	2	54	0	18	1	21	1	25	0	11	-3	27	0
MT		36	4	51	1	38	-2	30	-2	25	4	5	0	14	2
NL		53	2	61	-2	32	1	21	-3	10	1	4	0	16	2
AT		40	-8	43	-6	31	5	23	-1	14	-1	9	2	23	1
PL		37	-4	52	5	7	-2	31	-5	20	1	20	1	30	0
PT		31	1	62	-4	29	-6	25	-1	18	-1	4	0	34	7
RO		32	5	42	7	14	-1	32	2	25	-2	18	-8	31	-4
SI		47	-4	49	-4	42	4	17	0	23	5	5	-3	28	4
SK		40	1	66	0	32	-3	20	3	30	8	9	3	17	-2
FI		61	0	56	-1	33	-6	13	-2	9	-1	3	1	8	1
SE		65	2	64	5	4	-2	28	-2	22	6	5	0	9	-2

Standard Eurobarometer 98
Public opinion in the European Union
Winter 2022-2023

QD3T Which of the following do you think is the most positive result of the EU? Firstly? And then?
 (%)

	The political and diplomatic influence of the EU in the rest of the world		The level of social welfare (healthcare, education, pensions) in the EU		The protection of the environment		Care for human well-being		Other (SPONTANEOUS)		None (SPONTANEOUS)		Don't know	
	Jan/Feb 2023	Diff. Jan/Feb 2023 - Jun/Jul 2022	Jan/Feb 2023	Diff. Jan/Feb 2023 - Jun/Jul 2022	Jan/Feb 2023	Diff. Jan/Feb 2023 - Jun/Jul 2022	Jan/Feb 2023	Diff. Jan/Feb 2023 - Jun/Jul 2022	Jan/Feb 2023	Diff. Jan/Feb 2023 - Jun/Jul 2022	Jan/Feb 2023	Diff. Jan/Feb 2023 - Jun/Jul 2022	Jan/Feb 2023	Diff. Jan/Feb 2023 - Jun/Jul 2022
EU27 	19	0	16	-1	12	-1	10	-1	0	0	3	-1	2	1
BE 	21	2	24	2	15	1	17	4	0	0	2	1	0	0
BG 	21	-3	15	0	6	-5	9	-3	0	0	3	-1	2	0
CZ 	17	3	13	-1	11	-5	10	-5	0	0	2	-1	5	4
DK 	30	4	21	1	25	0	16	0	0	0	2	1	1	0
DE 	17	1	11	-1	8	-1	11	-1	0	0	3	-1	1	1
EE 	12	-1	16	2	6	-1	12	1	0	0	2	0	1	0
IE 	15	-1	15	1	7	-4	8	-3	0	0	2	1	1	0
EL 	29	-3	7	1	6	-2	3	-1	0	-1	7	1	1	0
ES 	20	0	21	2	13	1	12	2	0	0	3	0	1	-1
FR 	11	2	15	-1	13	-4	7	-2	0	0	8	-2	4	2
HR 	14	-3	19	1	8	-2	10	3	0	0	1	0	0	0
IT 	24	-1	16	-4	15	-1	7	-2	0	0	3	-1	1	-1
CY 	13	-6	23	-2	20	2	9	-1	0	0	4	1	0	0
LV 	13	0	18	5	7	-1	10	-2	0	0	1	-2	1	-1
LT 	15	-8	16	-4	7	-2	11	-3	0	0	2	1	0	0
LU 	15	3	15	-4	9	-2	5	-2	0	0	3	1	0	0
HU 	26	1	21	-5	12	-4	13	-3	0	0	2	1	2	1
MT 	12	3	31	7	20	-6	11	1	0	0	1	0	2	1
NL 	23	0	16	-1	17	4	15	0	0	0	1	-1	0	0
AT 	26	6	25	-4	15	-1	10	-1	2	1	7	-1	2	1
PL 	19	-3	18	-3	10	2	10	-3	0	0	1	1	0	-1
PT 	13	-2	15	-2	12	2	9	0	0	-1	1	0	4	0
RO 	25	-1	20	0	9	-2	7	-1	2	2	2	1	3	0
SI 	8	1	14	0	11	0	9	-5	0	0	5	2	1	1
SK 	10	-5	14	0	7	-4	5	-8	0	0	6	4	1	1
FI 	21	-1	17	1	19	3	23	8	0	0	3	1	1	0
SE 	29	-4	13	1	25	7	11	-2	0	0	2	-1	1	1

Standard Eurobarometer 98
Public opinion in the European Union
Winter 2022-2023

QD4 In your opinion, among the following subjects, which are those that most create a feeling of community among EU citizens? (MAX. 3 ANSWERS)
 (%)

		History		Religion		Values		Geography		Languages		The rule of law		Sports		Inventions, science and technology		Economy	
		Jan/Feb 2023	Diff. Jan/Feb 2023 - Jun/Jul 2022	Jan/Feb 2023	Diff. Jan/Feb 2023 - Jun/Jul 2022	Jan/Feb 2023	Diff. Jan/Feb 2023 - Jun/Jul 2022	Jan/Feb 2023	Diff. Jan/Feb 2023 - Jun/Jul 2022	Jan/Feb 2023	Diff. Jan/Feb 2023 - Jun/Jul 2022	Jan/Feb 2023	Diff. Jan/Feb 2023 - Jun/Jul 2022	Jan/Feb 2023	Diff. Jan/Feb 2023 - Jun/Jul 2022	Jan/Feb 2023	Diff. Jan/Feb 2023 - Jun/Jul 2022	Jan/Feb 2023	Diff. Jan/Feb 2023 - Jun/Jul 2022
EU27		20	-2	7	0	23	-1	19	0	8	-1	19	-2	15	0	14	1	24	0
BE		20	0	7	1	22	-7	16	1	11	0	17	-3	14	1	17	5	22	-5
BG		21	0	9	1	27	2	28	0	6	-1	20	1	9	0	16	-1	20	1
CZ		25	-5	6	2	35	0	12	-1	10	1	19	-2	15	-1	15	2	17	-3
DK		18	-4	4	0	26	-2	16	-2	8	3	21	0	20	2	16	3	24	3
DE		17	-1	5	0	24	-1	14	-3	11	1	21	-4	17	-1	17	-2	23	2
EE		17	0	5	1	22	-3	22	2	7	-1	12	-2	14	3	12	-1	23	-1
IE		16	1	7	0	19	-4	14	-1	14	1	16	0	32	0	13	1	22	-2
EL		27	0	8	-3	23	1	33	3	9	-1	16	3	16	-1	20	5	33	-2
ES		19	-2	5	2	19	-2	17	1	6	-2	22	-2	14	0	9	1	27	-6
FR		23	-2	9	1	22	1	23	1	9	-3	16	2	19	-1	9	0	19	2
HR		17	2	8	-1	15	1	15	-3	8	-2	23	-1	17	-2	20	1	30	0
IT		22	-4	10	1	24	-2	17	0	7	0	18	-5	14	1	13	-2	24	-1
CY		10	0	21	0	18	2	5	-1	12	0	22	1	22	1	13	-2	32	10
LV		13	-1	5	0	13	-4	26	-8	13	4	13	3	13	-1	19	6	27	-1
LT		17	1	6	-1	20	-7	23	6	12	1	8	-2	28	10	27	4	26	-11
LU		24	-1	5	1	28	-4	18	-2	14	0	22	-1	15	0	8	-3	16	1
HU		24	-3	7	-1	14	-5	18	-5	8	-2	17	-2	15	2	18	1	27	-1
MT		20	-1	13	4	27	2	19	0	19	3	22	4	17	4	13	-1	21	-7
NL		26	3	3	-2	27	4	36	1	4	-2	21	4	17	2	17	2	35	1
AT		24	-2	13	-1	27	-2	25	-1	19	5	14	-1	14	1	13	1	20	3
PL		17	1	8	2	23	-1	14	0	7	1	22	-2	8	-1	14	0	31	3
PT		17	1	6	3	24	2	18	0	5	-1	17	-1	13	1	12	1	21	-1
RO		14	0	14	1	14	0	17	2	9	-2	18	-2	15	-1	18	4	16	-2
SI		20	4	6	-1	20	-3	17	0	9	3	15	-8	27	2	13	1	33	-4
SK		19	-1	11	-1	15	-4	34	-1	8	-1	14	-6	14	3	12	-1	18	-5
FI		20	-4	4	0	37	-1	20	-8	5	1	37	1	12	2	8	0	24	3
SE		25	1	2	-2	35	-4	25	-2	4	0	25	-1	14	4	14	5	22	3

Standard Eurobarometer 98
Public opinion in the European Union
Winter 2022-2023

QD4 In your opinion, among the following subjects, which are those that most create a feeling of community among EU citizens?
(MAX. 3 ANSWERS)

	Healthcare and pensions		Solidarity		Culture		Education		Care for the environment		Other (SPONTANEOUS)		None, such a feeling does not exist (SPONTANEOUS)		None (SPONTANEOUS)		Don't know	
	Jan/Feb 2023	Diff. Jan/Feb 2023 - Jun/Jul 2022	Jan/Feb 2023	Diff. Jan/Feb 2023 - Jun/Jul 2022	Jan/Feb 2023	Diff. Jan/Feb 2023 - Jun/Jul 2022	Jan/Feb 2023	Diff. Jan/Feb 2023 - Jun/Jul 2022	Jan/Feb 2023	Diff. Jan/Feb 2023 - Jun/Jul 2022	Jan/Feb 2023	Diff. Jan/Feb 2023 - Jun/Jul 2022	Jan/Feb 2023	Diff. Jan/Feb 2023 - Jun/Jul 2022	Jan/Feb 2023	Diff. Jan/Feb 2023 - Jun/Jul 2022	Jan/Feb 2023	Diff. Jan/Feb 2023 - Jun/Jul 2022
EU27	10	-1	21	-1	22	-2	13	-1	17	1	0	0	2	0	1	0	2	0
BE	19	3	26	-1	22	0	12	-2	24	4	0	0	1	1	0	0	0	-1
BG	8	-2	17	1	18	-1	9	-3	13	0	0	0	3	0	1	0	5	1
CZ	9	2	26	3	26	-3	4	-2	14	-4	0	0	1	0	1	0	5	3
DK	8	0	27	-3	24	1	18	0	23	0	0	0	1	1	1	1	2	1
DE	7	0	22	-1	22	-2	13	0	23	3	0	-1	2	0	1	0	2	1
EE	7	0	15	-2	21	-2	15	0	11	-4	0	0	5	0	1	-1	3	0
IE	11	1	16	-3	25	0	22	-3	10	-2	0	0	1	0	1	0	1	-1
EL	5	1	20	0	37	-7	13	-4	7	2	0	0	2	0	3	1	1	1
ES	11	-1	19	-2	25	-4	15	-3	12	2	0	0	1	-1	0	-1	2	0
FR	8	-3	21	2	25	1	12	-3	18	2	0	0	3	2	2	-2	4	2
HR	17	3	20	2	18	-1	19	3	15	-1	0	0	1	0	0	-1	0	0
IT	9	-3	24	1	23	-3	13	-1	19	2	0	0	1	0	1	0	1	0
CY	15	1	19	1	31	-1	21	-7	12	1	0	0	1	-1	2	0	1	0
LV	18	8	17	1	23	-1	20	5	12	-3	0	0	0	-1	0	-1	3	0
LT	10	0	15	-9	26	3	11	1	12	-3	0	0	1	0	0	0	1	1
LU	10	3	20	-9	21	-7	12	-5	18	2	0	0	0	0	1	1	0	-1
HU	18	-4	14	1	24	0	11	-1	16	-2	0	0	1	0	1	1	2	0
MT	14	-3	17	-7	30	9	22	2	16	-6	0	0	0	0	0	0	2	1
NL	6	-2	24	-1	20	3	8	-1	20	1	0	0	0	-1	0	-1	0	0
AT	10	-5	14	-3	26	3	15	0	17	-4	1	1	4	-1	1	0	1	1
PL	11	-3	19	-1	15	-1	10	-1	16	-3	0	0	1	0	0	0	1	0
PT	8	-3	24	-2	18	-1	14	-3	10	-1	0	-1	13	0	0	-1	6	2
RO	18	-2	26	4	15	0	15	-2	13	1	0	0	2	1	0	0	3	-1
SI	8	-4	14	-4	18	2	15	2	20	1	0	0	3	1	1	0	2	1
SK	11	-1	16	-6	21	5	13	-5	12	-6	0	0	3	2	2	2	2	2
FI	12	4	13	-4	21	1	19	3	19	6	0	0	1	1	0	0	2	0
SE	8	1	27	-4	20	-1	19	6	19	4	0	0	0	-1	0	0	1	0

Standard Eurobarometer 98
Public opinion in the European Union
Winter 2022-2023

QD5.1 For each of the following statements, please tell whether you totally agree, tend to agree, tend to disagree or totally disagree.
People in (OUR COUNTRY) have a lot of things in common (%)

		Totally agree		Tend to agree		Tend to disagree		Totally disagree		Don't know		Total 'Agree'		Total 'Disagree'	
		Jan/Feb 2023	Diff. Jan/Feb 2023 - Jun/Jul 2022	Jan/Feb 2023	Diff. Jan/Feb 2023 - Jun/Jul 2022	Jan/Feb 2023	Diff. Jan/Feb 2023 - Jun/Jul 2022	Jan/Feb 2023	Diff. Jan/Feb 2023 - Jun/Jul 2022	Jan/Feb 2023	Diff. Jan/Feb 2023 - Jun/Jul 2022	Jan/Feb 2023	Diff. Jan/Feb 2023 - Jun/Jul 2022	Jan/Feb 2023	Diff. Jan/Feb 2023 - Jun/Jul 2022
EU27		27	3	53	-3	15	0	3	0	2	0	80	0	18	0
BE		15	4	61	0	19	-4	4	0	1	0	76	4	23	-4
BG		45	3	43	0	7	0	4	-1	1	-2	88	3	11	-1
CZ		30	-1	46	-5	16	2	7	4	1	0	76	-6	23	6
DK		54	13	40	-11	4	-2	1	0	1	0	94	2	5	-2
DE		21	-3	55	-1	17	2	3	0	4	2	76	-4	20	2
EE		20	0	54	-6	18	1	5	4	3	1	74	-6	23	5
IE		48	4	48	-4	3	0	0	0	1	0	96	0	3	0
EL		58	6	38	-3	3	-3	1	0	0	0	96	3	4	-3
ES		34	7	47	-10	14	2	4	1	1	0	81	-3	18	3
FR		10	0	55	6	25	-4	6	-1	4	-1	65	6	31	-5
HR		29	2	56	-4	12	2	2	0	1	0	85	-2	14	2
IT		27	5	56	-7	14	2	2	-1	1	1	83	-2	16	1
CY		58	18	37	-15	4	-3	1	0	0	0	95	3	5	-3
LV		24	5	56	2	14	-8	3	0	3	1	80	7	17	-8
LT		27	5	58	-1	11	-4	2	0	2	0	85	4	13	-4
LU		10	1	60	-4	23	1	4	2	3	0	70	-3	27	3
HU		23	-3	58	0	15	2	4	1	0	0	81	-3	19	3
MT		58	1	33	-4	8	2	1	1	0	0	91	-3	9	3
NL		24	5	59	1	15	-6	1	-1	1	1	83	6	16	-7
AT		28	-5	53	4	13	0	4	1	2	0	81	-1	17	1
PL		29	-2	58	1	10	2	1	-2	2	1	87	-1	11	0
PT		13	-1	76	1	8	0	1	0	2	0	89	0	9	0
RO		42	10	40	-7	16	-2	2	0	0	-1	82	3	18	-2
SI		23	5	46	-6	24	-1	5	1	2	1	69	-1	29	0
SK		36	9	49	-7	11	-4	2	1	2	1	85	2	13	-3
FI		34	6	57	-5	7	-1	0	-1	2	1	91	1	7	-2
SE		47	14	48	-10	4	-4	0	-1	1	1	95	4	4	-5

Standard Eurobarometer 98
Public opinion in the European Union
Winter 2022-2023





























QD5.2 For each of the following statements, please tell whether you totally agree, tend to agree, tend to disagree or totally disagree.
People in the EU have a lot of things in common (%)

		Totally agree		Tend to agree		Tend to disagree		Totally disagree		Don't know		Total 'Agree'		Total 'Disagree'	
		Jan/Feb 2023	Diff. Jan/Feb 2023 - Jun/Jul 2022	Jan/Feb 2023	Diff. Jan/Feb 2023 - Jun/Jul 2022	Jan/Feb 2023	Diff. Jan/Feb 2023 - Jun/Jul 2022	Jan/Feb 2023	Diff. Jan/Feb 2023 - Jun/Jul 2022	Jan/Feb 2023	Diff. Jan/Feb 2023 - Jun/Jul 2022	Jan/Feb 2023	Diff. Jan/Feb 2023 - Jun/Jul 2022	Jan/Feb 2023	Diff. Jan/Feb 2023 - Jun/Jul 2022
EU27		14	0	47	-1	27	0	7	0	5	1	61	-1	34	0
BE		7	0	50	-1	33	-2	8	2	2	1	57	-1	41	0
BG		20	2	47	-4	17	0	8	0	8	2	67	-2	25	0
CZ		9	0	45	-5	31	0	10	2	5	3	54	-5	41	2
DK		14	5	58	1	20	-6	5	-1	3	1	72	6	25	-7
DE		13	1	47	-4	29	3	5	-1	6	1	60	-3	34	2
EE		6	-1	43	-1	35	-1	9	4	7	-1	49	-2	44	3
IE		28	7	53	-7	13	-1	2	1	4	0	81	0	15	0
EL		21	0	48	-2	22	1	7	1	2	0	69	-2	29	2
ES		16	2	45	-5	25	3	9	4	5	-4	61	-3	34	7
FR		5	0	37	0	38	0	12	0	8	0	42	0	50	0
HR		19	4	54	-3	18	-2	7	4	2	-3	73	1	25	2
IT		13	-2	47	1	28	0	8	0	4	1	60	-1	36	0
CY		22	12	50	-1	16	-7	7	-1	5	-3	72	11	23	-8
LV		12	4	53	5	23	-10	4	-1	8	2	65	9	27	-11
LT		16	3	57	-1	18	-4	4	0	5	2	73	2	22	-4
LU		5	2	59	7	29	-7	3	-1	4	-1	64	9	32	-8
HU		16	-5	55	0	22	3	5	1	2	1	71	-5	27	4
MT		28	-9	42	4	22	1	3	1	5	3	70	-5	25	2
NL		6	1	48	5	38	-6	5	-2	3	2	54	6	43	-8
AT		20	-1	39	-3	26	2	8	2	7	0	59	-4	34	4
PL		31	4	50	-3	13	-1	3	0	3	0	81	1	16	-1
PT		7	-2	56	0	28	2	3	-1	6	1	63	-2	31	1
RO		18	-4	47	-2	23	3	7	3	5	0	65	-6	30	6
SI		9	1	41	-2	38	-3	8	2	4	2	50	-1	46	-1
SK		16	5	53	-3	20	-6	7	2	4	2	69	2	27	-4
FI		5	-1	62	10	24	-10	3	-2	6	3	67	9	27	-12
SE		20	6	63	-1	14	-5	2	-1	1	1	83	5	16	-6

Standard Eurobarometer 98
Public opinion in the European Union
Winter 2022-2023

QD5.3 For each of the following statements, please tell whether you totally agree, tend to agree, tend to disagree or totally disagree.

People in the EU's Eastern neighbourhood countries have a lot of things in common with people in the EU (%)

	Totally agree		Tend to agree		Tend to disagree		Totally disagree		Don't know		Total 'Agree'		Total 'Disagree'	
	Jan/Feb 2023	Diff. Jan/Feb 2023 - Jun/Jul 2022	Jan/Feb 2023	Diff. Jan/Feb 2023 - Jun/Jul 2022	Jan/Feb 2023	Diff. Jan/Feb 2023 - Jun/Jul 2022	Jan/Feb 2023	Diff. Jan/Feb 2023 - Jun/Jul 2022	Jan/Feb 2023	Diff. Jan/Feb 2023 - Jun/Jul 2022	Jan/Feb 2023	Diff. Jan/Feb 2023 - Jun/Jul 2022	Jan/Feb 2023	Diff. Jan/Feb 2023 - Jun/Jul 2022
	EU27 	9	1	34	-4	35	0	14	3	8	0	43	-3	49
BE 	7	1	37	2	39	-8	13	3	4	2	44	3	52	-5
BG 	16	5	37	2	22	-2	9	-4	16	-1	53	7	31	-6
CZ 	5	0	33	-1	38	-3	17	2	7	2	38	-1	55	-1
DK 	5	1	36	-2	39	-4	15	3	5	2	41	-1	54	-1
DE 	5	-2	29	-5	39	1	17	4	10	2	34	-7	56	5
EE 	3	-2	28	-2	39	-3	17	5	13	2	31	-4	56	2
IE 	18	3	48	1	19	-6	5	1	10	1	66	4	24	-5
EL 	10	-1	24	-8	39	7	22	3	5	-1	34	-9	61	10
ES 	12	1	33	-10	32	6	14	6	9	-3	45	-9	46	12
FR 	3	0	27	0	40	-2	17	2	13	0	30	0	57	0
HR 	11	0	48	-2	26	-1	10	4	5	-1	59	-2	36	3
IT 	11	2	33	-5	37	1	16	4	3	-2	44	-3	53	5
CY 	12	6	30	0	28	-2	23	1	7	-5	42	6	51	-1
LV 	8	3	32	2	30	-13	18	4	12	4	40	5	48	-9
LT 	11	1	44	-4	24	-6	11	5	10	4	55	-3	35	-1
LU 	3	2	33	-4	43	4	11	-5	10	3	36	-2	54	-1
HU 	11	-4	46	-4	29	5	9	1	5	2	57	-8	38	6
MT 	25	-11	24	0	31	2	10	3	10	6	49	-11	41	5
NL 	3	0	28	5	46	-9	20	3	3	1	31	5	66	-6
AT 	14	3	34	-3	29	1	14	-1	9	0	48	0	43	0
PL 	16	0	52	0	22	1	4	-2	6	1	68	0	26	-1
PT 	4	-2	35	0	42	3	8	-1	11	0	39	-2	50	2
RO 	15	-1	38	-11	27	4	10	6	10	2	53	-12	37	10
SI 	5	0	24	-5	48	-1	16	3	7	3	29	-5	64	2
SK 	9	2	41	-7	28	-6	13	5	9	6	50	-5	41	-1
FI 	3	0	33	0	37	-10	14	2	13	8	36	0	51	-8
SE 	12	2	50	-2	26	-6	7	1	5	5	62	0	33	-5

Standard Eurobarometer 98
Public opinion in the European Union
Winter 2022-2023

QD6 In the following list, which are the most important values for you personally? (MAX. 3 ANSWERS)
 (%)

	The rule of law		Respect for human life		Human rights		Individual freedom		Democracy		Peace		Equality		Solidarity, support for others	
	Jan/Feb 2023	Diff. Jan/Feb 2023 - Jun/Jul 2022	Jan/Feb 2023	Diff. Jan/Feb 2023 - Jun/Jul 2022	Jan/Feb 2023	Diff. Jan/Feb 2023 - Jun/Jul 2022	Jan/Feb 2023	Diff. Jan/Feb 2023 - Jun/Jul 2022	Jan/Feb 2023	Diff. Jan/Feb 2023 - Jun/Jul 2022	Jan/Feb 2023	Diff. Jan/Feb 2023 - Jun/Jul 2022	Jan/Feb 2023	Diff. Jan/Feb 2023 - Jun/Jul 2022	Jan/Feb 2023	Diff. Jan/Feb 2023 - Jun/Jul 2022
EU27	16	-2	31	0	36	1	23	0	30	0	44	-1	18	0	19	1
BE	11	-3	32	2	32	-4	29	5	23	-6	35	-6	18	-3	21	5
BG	26	2	31	-4	33	-1	36	2	17	1	38	-2	10	0	21	5
CZ	20	-3	26	-4	29	-5	42	3	33	2	52	-8	9	1	12	0
DK	19	-4	24	1	44	-2	20	1	37	-3	50	0	25	-1	11	3
DE	21	-1	26	-2	41	2	21	1	39	0	59	0	7	0	15	1
EE	15	-5	33	3	33	0	17	-6	15	1	62	-1	12	1	14	3
IE	17	2	39	5	27	-7	24	0	17	1	44	-1	28	-2	13	-1
EL	31	-1	37	4	35	-1	26	1	42	4	48	-4	12	-2	26	3
ES	23	1	35	-5	43	-3	18	-3	25	-1	28	0	25	0	19	-5
FR	10	0	34	-1	33	4	21	-1	21	1	47	-3	27	2	21	2
HR	17	-7	30	6	32	0	31	1	13	-3	41	-4	23	-1	30	5
IT	8	-4	37	2	30	2	29	0	37	1	36	2	12	-1	18	-1
CY	24	-3	44	5	49	-3	20	-8	28	-1	37	-3	13	2	17	3
LV	15	4	28	-2	37	-4	30	-7	17	0	61	-2	12	-2	15	4
LT	7	-3	33	0	38	-4	32	-6	14	-9	61	5	14	0	15	2
LU	15	-5	34	3	37	6	24	-5	20	-1	49	-5	17	-4	23	0
HU	12	0	29	-1	27	-2	32	3	18	-3	42	-2	20	-6	21	0
MT	21	-9	43	6	46	15	22	-10	27	-1	36	6	18	3	15	2
NL	21	-1	22	-4	32	-2	24	-1	34	2	41	-2	21	2	22	3
AT	18	1	25	-2	24	1	42	-1	25	2	41	-7	12	2	21	4
PL	15	-1	27	3	35	0	19	3	30	-4	39	-1	21	-1	14	-3
PT	11	-1	41	1	40	-3	16	3	30	6	33	-5	29	-6	29	1
RO	12	-1	22	1	26	0	22	-1	22	-2	39	7	23	-2	30	3
SI	17	-8	38	2	49	5	28	-3	13	-5	51	3	17	5	17	-3
SK	20	-7	25	1	35	-3	24	5	23	0	47	-2	7	-6	14	1
FI	33	-3	30	2	44	1	21	1	24	-3	54	2	23	3	11	3
SE	21	-4	22	2	59	3	14	-6	48	-8	40	-5	20	0	20	8

Standard Eurobarometer 98
Public opinion in the European Union
Winter 2022-2023

QD6 In the following list, which are the most important values for you personally? (MAX. 3 ANSWERS)
 (%)

	Tolerance		Religion		Self-fulfilment		Respect for other cultures		Respect for the planet		None (SPONTANEOUS)		Don't know	
	Jan/Feb 2023	Diff. Jan/Feb 2023 - Jun/Jul 2022	Jan/Feb 2023	Diff. Jan/Feb 2023 - Jun/Jul 2022	Jan/Feb 2023	Diff. Jan/Feb 2023 - Jun/Jul 2022	Jan/Feb 2023	Diff. Jan/Feb 2023 - Jun/Jul 2022	Jan/Feb 2023	Diff. Jan/Feb 2023 - Jun/Jul 2022	Jan/Feb 2023	Diff. Jan/Feb 2023 - Jun/Jul 2022	Jan/Feb 2023	Diff. Jan/Feb 2023 - Jun/Jul 2022
EU27	15	0	6	0	10	0	11	-2	13	-1	0	0	0	0
BE	24	3	5	2	14	3	14	3	16	-2	0	0	0	0
BG	15	3	5	0	13	0	7	-2	3	-2	0	0	1	0
CZ	14	3	2	0	7	1	5	1	9	-5	0	0	4	3
DK	12	3	2	-1	2	1	16	1	24	0	0	0	0	0
DE	15	1	2	-1	8	1	11	-4	11	-2	0	0	0	0
EE	14	-1	4	0	15	2	16	-1	15	-1	1	1	0	0
IE	8	-3	9	1	11	1	17	1	11	-1	0	0	0	0
EL	6	4	16	1	4	0	7	-2	6	-3	0	0	0	0
ES	14	-5	4	2	7	1	10	1	8	0	0	0	0	-1
FR	21	2	5	0	10	0	15	-5	22	-1	0	0	1	1
HR	10	-1	7	0	9	1	12	1	8	1	0	0	0	0
IT	15	2	9	-2	14	-2	12	-3	14	-2	0	0	1	1
CY	4	0	24	4	2	0	13	-1	7	1	0	0	0	0
LV	6	-1	4	-1	6	1	17	1	8	-1	0	0	0	0
LT	15	1	6	1	9	1	8	-3	10	0	0	0	0	0
LU	15	0	2	-1	6	0	17	2	19	0	0	0	0	0
HU	9	-2	6	1	20	1	10	-2	7	-1	0	0	1	1
MT	12	0	23	0	8	-6	6	-2	9	-3	0	0	0	0
NL	19	2	6	1	10	1	16	2	28	-1	0	0	0	0
AT	14	-3	10	0	19	4	13	0	13	-4	1	0	0	0
PL	14	1	7	0	5	-1	7	0	3	0	0	0	1	0
PT	9	-2	5	2	14	-4	8	1	12	3	0	0	0	-1
RO	12	-4	16	2	15	1	4	-1	3	-1	0	0	0	-1
SI	19	2	3	0	3	0	7	-1	8	-3	0	0	0	0
SK	14	-2	10	-2	10	-1	6	-3	9	-8	0	0	0	0
FI	12	-5	5	1	7	0	6	-1	16	-1	0	-1	0	-1
SE	7	1	2	0	3	-1	10	5	28	7	0	0	0	0

Standard Eurobarometer 98
Public opinion in the European Union
Winter 2022-2023

QD7 In the following list, which values best represent the EU? (MAX. 3 ANSWERS)
 (%)

		The rule of law		Respect for human life		Human rights		Individual freedom		Democracy		Peace		Equality	
		Jan/Feb 2023	Diff. Jan/Feb 2023 - Jun/Jul 2022	Jan/Feb 2023	Diff. Jan/Feb 2023 - Jun/Jul 2022	Jan/Feb 2023	Diff. Jan/Feb 2023 - Jun/Jul 2022	Jan/Feb 2023	Diff. Jan/Feb 2023 - Jun/Jul 2022	Jan/Feb 2023	Diff. Jan/Feb 2023 - Jun/Jul 2022	Jan/Feb 2023	Diff. Jan/Feb 2023 - Jun/Jul 2022	Jan/Feb 2023	Diff. Jan/Feb 2023 - Jun/Jul 2022
EU27		22	-2	15	2	30	0	15	0	35	0	38	-1	11	0
BE		23	-3	16	2	40	-2	19	5	31	-8	35	-4	12	1
BG		26	-5	15	0	24	4	16	1	30	-3	35	1	6	-1
CZ		19	-7	10	-1	28	0	14	-1	36	-5	41	-5	6	1
DK		29	0	11	3	34	-5	9	0	44	0	50	6	17	3
DE		26	-1	11	0	27	-2	12	-1	40	-1	48	0	5	0
EE		19	-5	14	3	29	-3	11	1	29	4	41	4	9	1
IE		22	-5	20	0	31	2	15	1	26	2	30	-3	23	0
EL		14	2	19	1	25	-6	25	5	36	6	48	1	6	-5
ES		29	-5	17	-1	33	-3	15	-2	31	-4	24	-2	13	1
FR		20	2	11	3	36	1	15	4	29	6	42	-1	11	2
HR		22	-1	18	2	25	-3	21	-1	21	0	29	-3	21	2
IT		13	-7	23	4	21	-1	20	-2	41	3	32	0	9	-1
CY		18	-6	22	8	33	-3	17	-5	29	-3	32	3	14	1
LV		20	2	18	7	35	-1	22	-1	25	-3	44	10	11	-1
LT		10	-7	15	2	33	-2	24	4	29	-10	46	3	13	4
LU		26	1	15	-1	34	-1	15	-8	35	5	46	-1	13	1
HU		22	1	16	-2	26	-4	17	-3	24	-5	26	-5	14	-5
MT		25	-4	19	-8	37	1	17	-7	38	-3	24	1	17	5
NL		34	2	8	1	41	3	11	1	46	2	50	-1	11	0
AT		25	-1	13	-2	27	-1	22	2	31	4	25	-11	9	1
PL		15	-2	14	2	27	-3	13	-4	34	0	33	1	21	0
PT		20	1	16	-6	30	5	8	1	35	3	26	-6	13	0
RO		17	2	14	-1	23	4	18	0	26	0	33	0	20	0
SI		26	-7	16	1	32	-3	15	-1	29	-5	44	3	14	1
SK		16	-8	14	0	25	-8	14	0	25	-8	37	-3	5	-3
FI		39	4	12	4	44	5	9	-2	40	-5	47	2	15	5
SE		37	4	9	3	38	3	14	2	53	2	50	-2	7	2





























Standard Eurobarometer 98
Public opinion in the European Union
Winter 2022-2023

QD7 In the following list, which values best represent the EU? (MAX. 3 ANSWERS)
 (%)

	Solidarity, support for others		Tolerance		Religion		Self-fulfilment		Respect for other cultures		Respect for the planet		None (SPONTANEOUS)		Don't know	
	Jan/Feb 2023	Diff. Jan/Feb 2023 - Jun/Jul 2022	Jan/Feb 2023	Diff. Jan/Feb 2023 - Jun/Jul 2022	Jan/Feb 2023	Diff. Jan/Feb 2023 - Jun/Jul 2022	Jan/Feb 2023	Diff. Jan/Feb 2023 - Jun/Jul 2022	Jan/Feb 2023	Diff. Jan/Feb 2023 - Jun/Jul 2022	Jan/Feb 2023	Diff. Jan/Feb 2023 - Jun/Jul 2022	Jan/Feb 2023	Diff. Jan/Feb 2023 - Jun/Jul 2022	Jan/Feb 2023	Diff. Jan/Feb 2023 - Jun/Jul 2022
EU27	25	1	11	-1	4	1	5	-1	17	0	10	1	3	0	3	0
BE	21	-2	12	2	4	1	8	1	14	0	11	2	1	0	1	1
BG	21	-2	17	4	4	-1	9	3	15	0	6	2	2	-2	6	2
CZ	28	2	10	1	2	0	3	0	18	3	9	-1	3	0	7	4
DK	22	-2	9	3	2	0	1	-1	15	4	14	2	1	-1	3	0
DE	30	5	9	-1	3	1	4	-2	14	-4	7	0	3	-1	2	-1
EE	19	-7	12	1	3	0	7	2	16	-2	9	-3	3	1	5	-1
IE	29	-1	8	-3	6	2	5	1	23	-3	10	-1	1	0	2	0
EL	22	-3	14	-1	6	2	11	0	16	-3	8	-2	4	1	3	0
ES	21	0	9	-4	2	0	4	0	19	4	8	0	2	-1	4	0
FR	21	-2	8	-2	3	0	2	0	21	-1	13	0	6	-2	6	1
HR	37	7	12	-2	5	0	6	1	26	4	10	0	1	0	1	0
IT	22	3	13	0	6	-1	7	-3	22	1	14	1	2	-1	3	-1
CY	25	1	14	-2	5	-1	2	0	17	-3	24	5	3	0	2	2
LV	26	1	6	0	4	1	5	-1	20	3	10	1	0	-2	3	0
LT	25	-2	17	1	3	0	4	0	16	2	9	1	0	-1	2	1
LU	18	-9	14	2	2	-1	6	2	17	-6	11	2	2	0	1	0
HU	28	1	13	1	4	-2	11	1	17	-1	6	-2	3	1	3	1
MT	23	7	15	7	13	-4	11	-4	22	7	9	1	1	0	2	1
NL	34	3	7	1	2	0	2	-1	16	1	14	2	1	0	1	0
AT	25	-1	13	0	5	-1	15	0	20	2	10	-1	7	1	3	1
PL	19	-1	20	-1	4	1	5	-2	9	-1	5	0	1	0	3	1
PT	41	-3	9	0	2	0	4	0	11	-6	9	1	1	0	7	2
RO	31	5	12	-4	5	-2	9	0	6	-4	7	1	1	0	4	1
SI	17	-3	10	-1	3	-1	2	1	12	-1	6	-1	5	1	3	2
SK	25	-1	10	-3	6	0	6	-1	13	-3	8	-8	8	6	2	1
FI	15	-1	7	-2	1	0	3	0	15	0	10	2	1	-1	2	-1
SE	28	5	5	0	0	-1	3	-1	9	2	6	3	1	-1	2	0





























Standard Eurobarometer 98
Public opinion in the European Union
Winter 2022-2023

QE1.1 In general, how satisfied are you with the response to the Russian invasion of Ukraine by ...?
The (NATIONALITY) government (%)

		Very satisfied		Fairly satisfied		Not very satisfied		Not at all satisfied		Don't know		Total 'Satisfied'		Total 'Not satisfied'	
		January/February 2023	Diff. January/February 2023 - June/July 2022	January/February 2023	Diff. January/February 2023 - June/July 2022	January/February 2023	Diff. January/February 2023 - June/July 2022	January/February 2023	Diff. January/February 2023 - June/July 2022	January/February 2023	Diff. January/February 2023 - June/July 2022	January/February 2023	Diff. January/February 2023 - June/July 2022	January/February 2023	Diff. January/February 2023 - June/July 2022
EU27		12	0	43	0	27	0	13	0	5	55	0	40	0	
BE		8	-3	55	2	24	-1	9	0	4	63	-1	33	-1	
BG		5	0	29	0	35	-6	23	5	8	34	0	58	-1	
CZ		19	-1	34	0	23	0	22	1	2	53	-1	45	1	
DK		41	4	41	-3	10	-1	5	-1	3	82	1	15	-2	
DE		6	-2	41	-2	34	1	15	2	4	47	-4	49	3	
EE		23	0	39	-2	18	1	12	1	8	62	-2	30	2	
IE		25	0	53	-3	13	2	5	2	4	78	-3	18	4	
EL		6	1	27	-2	33	1	29	-3	5	33	-1	62	-2	
ES		8	1	38	-3	32	1	17	3	5	46	-2	49	4	
FR		7	0	43	3	21	-4	17	1	12	50	3	38	-3	
HR		12	5	51	1	22	-6	11	1	4	63	6	33	-5	
IT		10	2	45	1	31	2	10	-6	4	55	3	41	-4	
CY		9	3	38	-1	29	2	19	-2	5	47	2	48	0	
LV		26	1	38	-3	22	6	7	-5	7	64	-2	29	1	
LT		32	7	45	-2	15	1	5	-6	3	77	5	20	-5	
LU		13	1	56	0	13	-1	6	-1	12	69	1	19	-2	
HU		10	-6	42	-11	31	10	13	4	4	52	-17	44	14	
MT		33	-10	37	2	12	-2	10	4	8	70	-8	22	2	
NL		21	10	54	3	19	-8	5	-4	1	75	13	24	-12	
AT		12	0	39	-1	28	2	17	-1	4	51	-1	45	1	
PL		23	2	49	1	17	-4	8	0	3	72	3	25	-4	
PT		3	-4	73	2	13	-1	4	2	7	76	-2	17	1	
RO		11	0	35	-2	38	-1	9	2	7	46	-2	47	1	
SI		5	-1	39	0	33	-2	18	2	5	44	-1	51	0	
SK		9	-5	25	-5	27	-2	34	8	5	34	-10	61	6	
FI		44	5	44	-5	8	0	2	-1	2	88	0	10	-1	
SE		27	0	53	5	15	-2	4	-4	1	80	5	19	-6	

Standard Eurobarometer 98
Public opinion in the European Union
Winter 2022-2023





























QE1.2 In general, how satisfied are you with the response to the Russian invasion of Ukraine by ...?
The European Union (%)

		Very satisfied		Fairly satisfied		Not very satisfied		Not at all satisfied		Don't know	Total 'Satisfied'		Total 'Not satisfied'	
		January/February 2023	Diff. January/February 2023 - June/July 2022	January/February 2023	Diff. January/February 2023 - June/July 2022	January/February 2023	Diff. January/February 2023 - June/July 2022	January/February 2023	Diff. January/February 2023 - June/July 2022	January/February 2023	January/February 2023	Diff. January/February 2023 - June/July 2022	January/February 2023	Diff. January/February 2023 - June/July 2022
EU27		11	0	45	-1	25	0	13	1	6	56	-1	38	1
BE		10	-3	53	4	24	-2	9	-1	4	63	1	33	-3
BG		10	0	38	1	27	-5	15	2	10	48	1	42	-3
CZ		10	1	41	0	28	0	18	-1	3	51	1	46	-1
DK		28	1	47	-2	14	0	6	-1	5	75	-1	20	-1
DE		7	-3	44	-4	31	3	13	3	5	51	-7	44	6
EE		7	2	35	4	34	-2	14	-4	10	42	6	48	-6
IE		23	1	53	1	15	0	4	-1	5	76	2	19	-1
EL		6	1	31	-2	31	-1	26	-1	6	37	-1	57	-2
ES		10	2	38	-5	30	2	16	3	6	48	-3	46	5
FR		6	-1	40	2	25	0	15	-2	14	46	1	40	-2
HR		13	5	51	-1	21	-4	11	2	4	64	4	32	-2
IT		10	2	47	-1	27	1	12	-2	4	57	1	39	-1
CY		10	3	35	0	29	2	19	-5	7	45	3	48	-3
LV		16	5	43	1	26	-1	7	-6	8	59	6	33	-7
LT		15	6	47	6	29	-4	5	-9	4	62	12	34	-13
LU		9	0	53	0	19	-1	11	2	8	62	0	30	1
HU		7	-3	45	-6	32	4	12	4	4	52	-9	44	8
MT		36	-6	32	-1	19	5	8	-1	5	68	-7	27	4
NL		23	8	49	-2	19	-3	6	-4	3	72	6	25	-7
AT		13	-3	40	6	21	-3	21	-1	5	53	3	42	-4
PL		19	-2	57	0	16	-1	5	2	3	76	-2	21	1
PT		6	-2	73	3	11	-2	3	1	7	79	1	14	-1
RO		11	0	47	-3	28	2	7	0	7	58	-3	35	2
SI		7	1	38	-1	33	0	17	-1	5	45	0	50	-1
SK		11	-2	28	-9	25	-2	30	10	6	39	-11	55	8
FI		20	-1	55	2	17	-3	4	-1	4	75	1	21	-4
SE		23	-1	50	3	18	-2	7	-2	2	73	2	25	-4

Standard Eurobarometer 98
Public opinion in the European Union
Winter 2022-2023

QE2.1 The EU has taken a series of actions as a response to Russia's invasion of Ukraine. To what extent you agree or disagree with each of these actions taken.

Imposing economic sanctions on Russian government, companies and individuals (%)

		Totally agree		Tend to agree		Tend to disagree		Totally disagree		Don't know		Total 'Agree'		Total 'Disagree'	
		January/February 2023	Diff. January/February 2023 - June/July 2022	January/February 2023	Diff. January/February 2023 - June/July 2022	January/February 2023	Diff. January/February 2023 - June/July 2022	January/February 2023	Diff. January/February 2023 - June/July 2022	January/February 2023	Diff. January/February 2023 - June/July 2022	January/February 2023	Diff. January/February 2023 - June/July 2022	January/February 2023	Diff. January/February 2023 - June/July 2022
EU27		42	-5	32	1	13	2	8	2	5		74	-4	21	4
BE		36	-7	41	3	14	1	6	1	3		77	-4	20	2
BG		19	-1	28	2	21	0	20	-1	12		47	1	41	-1
CZ		44	-4	26	2	15	1	11	1	4		70	-2	26	2
DK		69	-5	21	2	6	1	1	0	3		90	-3	7	1
DE		46	-11	28	4	14	4	8	3	4		74	-7	22	7
EE		47	-8	24	5	9	-2	11	3	9		71	-3	20	1
IE		52	-3	34	-1	7	2	3	1	4		86	-4	10	3
EL		22	-6	33	1	23	3	15	0	7		55	-5	38	3
ES		45	-3	28	-2	12	2	9	6	6		73	-5	21	8
FR		32	-4	33	0	12	0	12	4	11		65	-4	24	4
HR		44	4	38	0	11	-1	5	-1	2		82	4	16	-2
IT		35	-5	39	2	14	1	8	2	4		74	-3	22	3
CY		24	3	29	1	23	1	20	-2	4		53	4	43	-1
LV		52	1	22	4	11	-2	5	-6	10		74	5	16	-8
LT		57	9	27	-4	9	-3	4	-3	3		84	5	13	-6
LU		32	2	43	3	11	-3	9	3	5		75	5	20	0
HU		22	-8	34	-1	24	2	15	5	5		56	-9	39	7
MT		51	2	27	-5	12	2	5	-1	5		78	-3	17	1
NL		68	10	21	-9	7	0	3	-1	1		89	1	10	-1
AT		33	0	36	5	16	-1	10	-5	5		69	5	26	-6
PL		54	-3	36	0	7	2	2	1	1		90	-3	9	3
PT		52	-3	37	-2	4	2	1	0	6		89	-5	5	2
RO		32	0	35	-2	20	0	5	1	8		67	-2	25	1
SI		32	-3	29	1	17	-1	15	0	7		61	-2	32	-1
SK		26	-9	23	-1	17	-1	27	7	7		49	-10	44	6
FI		65	1	20	-4	7	1	2	0	6		85	-3	9	1
SE		76	5	19	-3	3	-1	1	-1	1		95	2	4	-2

Standard Eurobarometer 98
Public opinion in the European Union
Winter 2022-2023

QE2.2 The EU has taken a series of actions as a response to Russia's invasion of Ukraine. To what extent you agree or disagree with each of these actions taken.





























Banning state-owned media such as Sputnik and Russia Today from broadcasting in the EU (%)

		Totally agree		Tend to agree		Tend to disagree		Totally disagree		Don't know		Total 'Agree'		Total 'Disagree'	
		January/February 2023	Diff. January/February 2023 - June/July 2022	January/February 2023	Diff. January/February 2023 - June/July 2022	January/February 2023	Diff. January/February 2023 - June/July 2022	January/February 2023	Diff. January/February 2023 - June/July 2022	January/February 2023	Diff. January/February 2023 - June/July 2022	January/February 2023	Diff. January/February 2023 - June/July 2022	January/February 2023	Diff. January/February 2023 - June/July 2022
EU27		37	-3	30	0	15	1	9	1	9	67	-3	24	2	
BE		30	-10	39	5	17	1	9	2	5	69	-5	26	3	
BG		16	0	23	1	21	-1	24	-1	16	39	1	45	-2	
CZ		33	-4	23	-1	23	4	14	0	7	56	-5	37	4	
DK		51	-3	21	0	12	-1	9	1	7	72	-3	21	0	
DE		40	-9	26	3	17	4	9	1	8	66	-6	26	5	
EE		46	-11	21	6	10	-1	12	3	11	67	-5	22	2	
IE		49	-1	31	-2	11	2	3	1	6	80	-3	14	3	
EL		17	-3	27	0	27	1	20	0	9	44	-3	47	1	
ES		39	-3	24	-1	14	3	13	5	10	63	-4	27	8	
FR		30	-2	28	1	16	-1	12	3	14	58	-1	28	2	
HR		40	2	37	0	13	-1	5	-1	5	77	2	18	-2	
IT		30	0	40	2	16	0	7	-1	7	70	2	23	-1	
CY		17	3	23	1	26	1	29	-2	5	40	4	55	-1	
LV		49	1	20	2	12	-1	7	-8	12	69	3	19	-9	
LT		56	2	26	-2	9	-1	5	-1	4	82	0	14	-2	
LU		29	1	36	3	15	-4	14	2	6	65	4	29	-2	
HU		22	-9	36	0	21	3	12	2	9	58	-9	33	5	
MT		46	-6	24	-2	16	3	6	1	8	70	-8	22	4	
NL		44	2	24	-5	19	0	11	3	2	68	-3	30	3	
AT		38	3	28	-1	17	1	9	-4	8	66	2	26	-3	
PL		54	2	35	-4	6	1	2	0	3	89	-2	8	1	
PT		42	-3	38	-5	5	2	2	0	13	80	-8	7	2	
RO		28	-1	33	-2	21	0	7	2	11	61	-3	28	2	
SI		29	1	22	0	19	-7	19	1	11	51	1	38	-6	
SK		21	-10	21	-1	19	-3	27	6	12	42	-11	46	3	
FI		57	-3	21	-1	6	-2	4	0	12	78	-4	10	-2	
SE		55	-5	24	-2	9	0	4	0	8	79	-7	13	0	

Standard Eurobarometer 98
Public opinion in the European Union
Winter 2022-2023

QE2.3 The EU has taken a series of actions as a response to Russia's invasion of Ukraine. To what extent you agree or disagree with each of these actions taken.





























Financing the purchase and supply of military equipment to Ukraine (%)

		Totally agree		Tend to agree		Tend to disagree		Totally disagree		Don't know	Total 'Agree'		Total 'Disagree'	
		January/February 2023	Diff. January/February 2023 - June/July 2022	January/February 2023	Diff. January/February 2023 - June/July 2022	January/February 2023	Diff. January/February 2023 - June/July 2022	January/February 2023	Diff. January/February 2023 - June/July 2022		January/February 2023	Diff. January/February 2023 - June/July 2022	January/February 2023	Diff. January/February 2023 - June/July 2022
		EU27		32	-3	33	0	16	1		13	2	6	65
BE		24	-8	44	3	19	2	10	2	3	68	-5	29	4
BG		12	-2	21	0	24	3	33	-4	10	33	-2	57	-1
CZ		24	-8	26	2	24	4	23	2	3	50	-6	47	6
DK		60	0	29	-2	7	2	1	-2	3	89	-2	8	0
DE		31	-9	32	2	18	4	13	2	6	63	-7	31	6
EE		45	-9	27	6	8	-1	10	1	10	72	-3	18	0
IE		43	-3	38	-2	9	3	4	1	6	81	-5	13	4
EL		13	-4	23	-1	23	-1	36	5	5	36	-5	59	4
ES		32	-5	33	3	15	3	14	3	6	65	-2	29	6
FR		25	-2	35	0	16	-1	13	3	11	60	-2	29	2
HR		32	-4	41	3	17	0	7	1	3	73	-1	24	1
IT		24	1	32	-2	25	3	14	-1	5	56	-1	39	2
CY		24	7	25	-2	23	5	24	-7	4	49	5	47	-2
LV		49	-1	28	6	8	-1	7	-6	8	77	5	15	-7
LT		55	6	33	-1	7	-4	2	-3	3	88	5	9	-7
LU		24	-1	40	3	15	-1	16	2	5	64	2	31	1
HU		18	-5	32	-2	26	3	20	2	4	50	-7	46	5
MT		49	3	27	-1	15	-1	6	-1	3	76	2	21	-2
NL		62	10	28	-5	5	-5	4	0	1	90	5	9	-5
AT		21	-1	29	1	20	3	26	-3	4	50	0	46	0
PL		48	-3	41	1	7	2	2	0	2	89	-2	9	2
PT		39	1	43	-5	6	0	4	0	8	82	-4	10	0
RO		22	-4	33	-2	24	-1	12	5	9	55	-6	36	4
SI		28	0	24	-2	19	-4	22	2	7	52	-2	41	-2
SK		17	-10	21	-2	19	0	37	8	6	38	-12	56	8
FI		62	2	26	-3	5	1	2	0	5	88	-1	7	1
SE		68	9	24	-9	3	-2	3	1	2	92	0	6	-1

Standard Eurobarometer 98
Public opinion in the European Union
Winter 2022-2023

QE2.4 The EU has taken a series of actions as a response to Russia's invasion of Ukraine. To what extent you agree or disagree with each of these actions taken.

Providing humanitarian support to the people affected by the war (%)

		Totally agree		Tend to agree		Tend to disagree		Totally disagree		Don't know	Total 'Agree'		Total 'Disagree'	
		January/February 2023	Diff. January/February 2023 - June/July 2022	January/February 2023	Diff. January/February 2023 - June/July 2022	January/February 2023	Diff. January/February 2023 - June/July 2022	January/February 2023	Diff. January/February 2023 - June/July 2022		January/February 2023	Diff. January/February 2023 - June/July 2022	January/February 2023	Diff. January/February 2023 - June/July 2022
		EU27		61	0	30	-1	5	1		2	0	2	91
BE		51	-6	40	6	5	0	2	-1	2	91	0	7	-1
BG		44	0	37	-2	9	3	6	0	4	81	-2	15	3
CZ		55	3	32	-6	6	1	6	2	1	87	-3	12	3
DK		73	-2	21	0	3	1	1	0	2	94	-2	4	1
DE		64	-8	28	4	5	2	2	2	1	92	-4	7	4
EE		63	-2	30	1	2	0	2	1	3	93	-1	4	1
IE		59	-2	31	-3	5	2	2	2	3	90	-5	7	4
EL		67	-1	30	2	1	-2	1	0	1	97	1	2	-2
ES		75	7	21	-6	2	0	1	1	1	96	1	3	1
FR		60	0	32	-1	2	-1	2	1	4	92	-1	4	0
HR		57	1	34	-1	6	0	2	1	1	91	0	8	1
IT		52	4	37	-4	6	0	3	0	2	89	0	9	0
CY		79	7	16	-8	3	2	1	0	1	95	-1	4	2
LV		64	-4	27	3	3	1	1	-1	5	91	-1	4	0
LT		71	14	27	-9	1	-3	0	-2	1	98	5	1	-5
LU		61	1	37	1	0	-3	0	0	2	98	2		-3
HU		50	-3	39	1	7	1	2	0	2	89	-2	9	1
MT		72	5	22	-7	4	2	1	0	1	94	-2	5	2
NL		87	12	12	-9	1	-1	0	-1	0	99	3	1	-2
AT		56	-2	30	3	7	0	6	0	1	86	1	13	0
PL		55	-2	36	-2	6	3	2	1	1	91	-4	8	4
PT		62	-1	32	-3	2	2	1	1	3	94	-4	3	3
RO		35	-1	36	-3	20	2	5	2	4	71	-4	25	4
SI		71	5	20	-6	4	0	3	1	2	91	-1	7	1
SK		52	-7	34	4	4	-2	7	3	3	86	-3	11	1
FI		84	4	13	-3	2	0	0	0	1	97	1	2	0
SE		81	7	15	-8	1	-1	1	0	2	96	-1	2	-1

Standard Eurobarometer 98
Public opinion in the European Union
Winter 2022-2023

QE2.5 The EU has taken a series of actions as a response to Russia's invasion of Ukraine. To what extent you agree or disagree with each of these actions taken.

Welcoming into the EU people fleeing the war (%)

		Totally agree		Tend to agree		Tend to disagree		Totally disagree		Don't know	Total 'Agree'		Total 'Disagree'			
		January/February 2023	Diff. January/February 2023 - June/July 2022	January/February 2023	Diff. January/February 2023 - June/July 2022	January/February 2023	Diff. January/February 2023 - June/July 2022	January/February 2023	Diff. January/February 2023 - June/July 2022		January/February 2023	Diff. January/February 2023 - June/July 2022	January/February 2023	Diff. January/February 2023 - June/July 2022	January/February 2023	Diff. January/February 2023 - June/July 2022
EU27		55	-1	33	-1	6	0	3	1	3	88	-2	9	1		
BE		44	-5	44	4	8	1	2	-1	2	88	-1	10	0		
BG		32	-4	41	-1	12	4	7	0	8	73	-5	19	4		
CZ		38	1	34	-4	15	0	11	3	2	72	-3	26	3		
DK		79	7	18	-6	2	0	0	-1	1	97	1	2	-1		
DE		53	-13	33	7	8	3	3	2	3	86	-6	11	5		
EE		50	-3	38	2	6	1	2	1	4	88	-1	8	2		
IE		56	-2	33	-3	5	2	2	1	4	89	-5	7	3		
EL		55	-3	40	5	2	-3	2	0	1	95	2	4	-3		
ES		75	8	21	-6	2	0	1	1	1	96	2	3	1		
FR		50	-2	38	2	4	-2	3	1	5	88	0	7	-1		
HR		53	-2	38	2	6	0	2	1	1	91	0	8	1		
IT		50	7	38	-5	7	-2	3	0	2	88	2	10	-2		
CY		74	7	21	-7	3	1	1	0	1	95	0	4	1		
LV		59	-2	29	1	5	0	2	0	5	88	-1	7	0		
LT		65	14	29	-10	3	-4	1	-1	2	94	4	4	-5		
LU		55	-2	41	3	2	-1	1	0	1	96	1	3	-1		
HU		44	-4	42	0	10	3	2	0	2	86	-4	12	3		
MT		67	4	26	-5	5	1	1	0	1	93	-1	6	1		
NL		82	18	16	-12	1	-5	0	-1	1	98	6	1	-6		
AT		46	-5	33	4	10	0	9	0	2	79	-1	19	0		
PL		49	-3	42	3	7	2	1	-1	1	91	0	8	1		
PT		62	-2	32	-1	2	1	1	1	3	94	-3	3	2		
RO		33	-2	39	-1	19	2	5	1	4	72	-3	24	3		
SI		62	7	27	-6	5	-2	4	1	2	89	1	9	-1		
SK		46	-1	35	0	7	-3	8	2	4	81	-1	15	-1		
FI		79	5	18	-4	2	0	0	0	1	97	1	2	0		
SE		82	6	15	-7	1	0	1	0	1	97	-1	2	0		

Standard Eurobarometer 98
Public opinion in the European Union
Winter 2022-2023

QE2.6 The EU has taken a series of actions as a response to Russia's invasion of Ukraine. To what extent you agree or disagree with each of these actions taken.

Providing financial support to Ukraine (%)

		Totally agree		Tend to agree		Tend to disagree		Totally disagree		Don't know	Total 'Agree'		Total 'Disagree'	
		January/February 2023	Diff. January/February 2023 - June/July 2022	January/February 2023	Diff. January/February 2023 - June/July 2022	January/February 2023	Diff. January/February 2023 - June/July 2022	January/February 2023	Diff. January/February 2023 - June/July 2022	January/February 2023	January/February 2023	Diff. January/February 2023 - June/July 2022	January/February 2023	Diff. January/February 2023 - June/July 2022
EU27		40	-3	37	-1	12	2	7	2	4	77	-4	19	4
BE		31	-5	44	0	17	3	6	1	2	75	-5	23	4
BG		21	-3	34	0	19	1	18	1	8	55	-3	37	2
CZ		25	-4	36	1	20	2	17	3	2	61	-3	37	5
DK		68	4	24	-5	5	0	1	0	2	92	-1	6	0
DE		44	-10	36	6	11	1	6	3	3	80	-4	17	4
EE		39	-8	33	4	11	0	8	2	9	72	-4	19	2
IE		50	-4	40	0	3	0	3	2	4	90	-4	6	2
EL		28	-8	38	-1	22	6	9	3	3	66	-9	31	9
ES		47	-4	35	0	8	3	6	3	4	82	-4	14	6
FR		29	-3	39	-1	13	-1	10	4	9	68	-4	23	3
HR		39	-3	44	4	12	1	3	0	2	83	1	15	1
IT		32	-3	44	-1	15	4	5	-1	4	76	-4	20	3
CY		52	5	29	-4	9	1	7	0	3	81	1	16	1
LV		53	2	31	4	6	-4	4	-3	6	84	6	10	-7
LT		58	11	34	-5	4	-5	2	-2	2	92	6	6	-7
LU		31	-5	45	-3	11	4	9	3	4	76	-8	20	7
HU		25	-7	36	-7	24	8	11	4	4	61	-14	35	12
MT		56	1	31	-2	9	1	2	0	2	87	-1	11	1
NL		69	19	24	-14	4	-4	2	-1	1	93	5	6	-5
AT		34	-11	37	8	13	2	13	1	3	71	-3	26	3
PL		46	-3	40	-3	10	5	3	1	1	86	-6	13	6
PT		43	-1	45	-4	5	2	2	0	5	88	-5	7	2
RO		25	-5	34	-6	25	5	10	6	6	59	-11	35	11
SI		42	2	30	-3	14	-2	10	1	4	72	-1	24	-1
SK		27	-4	26	-7	21	3	21	5	5	53	-11	42	8
FI		71	7	23	-8	3	0	1	0	2	94	-1	4	0
SE		75	7	19	-8	2	-2	1	0	3	94	-1	3	-2

Standard Eurobarometer 98
Public opinion in the European Union
Winter 2022-2023

QE3.1 Please tell to what extent you agree or disagree with each of the following statements.

Russia's invasion of Ukraine is a threat to the security of the EU (%)

		Totally agree		Tend to agree		Tend to disagree		Totally disagree		Don't know	Total 'Agree'		Total 'Disagree'	
		January/February 2023	Diff. January/February 2023 - June/July 2022	January/February 2023	Diff. January/February 2023 - June/July 2022	January/February 2023	Diff. January/February 2023 - June/July 2022	January/February 2023	Diff. January/February 2023 - June/July 2022	January/February 2023	January/February 2023	Diff. January/February 2023 - June/July 2022	January/February 2023	Diff. January/February 2023 - June/July 2022
EU27		46	1	35	-3	11	1	4	1	4	81	-2	15	2
BE		40	-1	43	0	10	-2	5	2	2	83	-1	15	0
BG		30	5	33	-6	17	1	11	-1	9	63	-1	28	0
CZ		49	0	28	-1	15	3	4	-2	4	77	-1	19	1
DK		68	14	21	-11	7	-3	2	-1	2	89	3	9	-4
DE		48	-5	32	0	12	3	4	2	4	80	-5	16	5
EE		50	-1	26	0	9	1	7	-1	8	76	-1	16	0
IE		48	-5	39	2	6	1	3	2	4	87	-3	9	3
EL		30	-4	40	0	21	3	7	1	2	70	-4	28	4
ES		53	4	33	-6	7	1	3	1	4	86	-2	10	2
FR		41	8	37	-6	9	-3	4	1	9	78	2	13	-2
HR		44	-2	40	1	10	-2	3	1	3	84	-1	13	-1
IT		40	2	40	0	11	0	5	-2	4	80	2	16	-2
CY		35	-3	37	-3	15	4	10	2	3	72	-6	25	6
LV		53	-1	28	5	7	-3	4	-3	8	81	4	11	-6
LT		64	9	25	-6	6	-2	1	-3	4	89	3	7	-5
LU		42	10	43	-8	8	-1	2	-4	5	85	2	10	-5
HU		34	-8	42	-1	16	8	5	0	3	76	-9	21	8
MT		63	9	29	-9	4	-1	2	1	2	92	0	6	0
NL		63	17	27	-10	5	-6	4	0	1	90	7	9	-6
AT		34	-3	36	-2	17	2	8	1	5	70	-5	25	3
PL		52	-3	37	1	8	1	2	0	1	89	-2	10	1
PT		46	5	42	-10	4	2	0	0	8	88	-5	4	2
RO		34	0	35	-2	19	0	7	2	5	69	-2	26	2
SI		51	6	26	-8	12	0	7	0	4	77	-2	19	0
SK		35	-5	35	0	13	-3	12	5	5	70	-5	25	2
FI		68	8	23	-7	4	-1	1	-1	4	91	1	5	-2
SE		80	18	15	-17	3	-1	1	-1	1	95	1	4	-2

Standard Eurobarometer 98
Public opinion in the European Union
Winter 2022-2023

QE3.2 Please tell to what extent you agree or disagree with each of the following statements.

Russia's invasion of Ukraine is a threat to the security of (OUR COUNTRY) (%)

		Totally agree		Tend to agree		Tend to disagree		Totally disagree		Don't know	Total 'Agree'		Total 'Disagree'	
		January/February 2023	Diff. January/February 2023 - June/July 2022	January/February 2023	Diff. January/February 2023 - June/July 2022	January/February 2023	Diff. January/February 2023 - June/July 2022	January/February 2023	Diff. January/February 2023 - June/July 2022	January/February 2023	January/February 2023	Diff. January/February 2023 - June/July 2022	January/February 2023	Diff. January/February 2023 - June/July 2022
EU27		40	2	36	-2	14	-1	6	1	4	76	0	20	0
BE		28	4	46	3	18	-7	5	-2	3	74	7	23	-9
BG		30	3	30	-7	19	3	14	1	7	60	-4	33	4
CZ		46	2	28	-4	18	5	5	-3	3	74	-2	23	2
DK		50	18	31	-7	12	-9	6	-1	1	81	11	18	-10
DE		43	-5	34	1	14	2	5	2	4	77	-4	19	4
EE		49	-1	27	0	9	2	7	-2	8	76	-1	16	0
IE		33	-8	39	3	15	1	6	2	7	72	-5	21	3
EL		27	-4	35	-2	24	2	13	4	1	62	-6	37	6
ES		46	7	34	-7	12	1	5	2	3	80	0	17	3
FR		31	6	36	-4	17	-4	6	0	10	67	2	23	-4
HR		39	-4	42	3	14	2	4	1	1	81	-1	18	3
IT		37	1	42	2	11	-4	7	1	3	79	3	18	-3
CY		22	-4	29	-5	29	10	18	1	2	51	-9	47	11
LV		57	4	24	1	8	-1	5	-4	6	81	5	13	-5
LT		65	7	24	-4	6	-3	2	-2	3	89	3	8	-5
LU		29	12	43	3	19	-8	4	-7	5	72	15	23	-15
HU		34	-9	38	0	18	6	7	3	3	72	-9	25	9
MT		43	2	37	-2	12	-2	5	1	3	80	0	17	-1
NL		39	16	36	-4	17	-10	7	-1	1	75	12	24	-11
AT		29	-1	32	-3	21	2	14	2	4	61	-4	35	4
PL		56	0	34	-2	8	2	2	1	0	90	-2	10	3
PT		42	3	43	-7	6	2	1	0	8	85	-4	7	2
RO		33	-3	38	2	19	-1	4	1	6	71	-1	23	0
SI		40	7	29	-5	17	-2	11	0	3	69	2	28	-2
SK		38	-6	33	1	12	-3	12	5	5	71	-5	24	2
FI		53	11	32	-7	10	-3	2	-1	3	85	4	12	-4
SE		57	16	32	-13	7	-5	3	1	1	89	3	10	-4

Standard Eurobarometer 98
Public opinion in the European Union
Winter 2022-2023

QE3.3 Please tell to what extent you agree or disagree with each of the following statements.

By standing against the Russian invasion of Ukraine, the EU is defending European values (%)

		Totally agree		Tend to agree		Tend to disagree		Totally disagree		Don't know	Total 'Agree'		Total 'Disagree'	
		January/February 2023	Diff. January/February 2023 - June/July 2022	January/February 2023	Diff. January/February 2023 - June/July 2022	January/February 2023	Diff. January/February 2023 - June/July 2022	January/February 2023	Diff. January/February 2023 - June/July 2022	January/February 2023	January/February 2023	Diff. January/February 2023 - June/July 2022	January/February 2023	Diff. January/February 2023 - June/July 2022
EU27		41	0	37	-1	10	0	6	1	6	78	-1	16	1
BE		33	-6	49	1	10	1	5	2	3	82	-5	15	3
BG		25	2	31	0	16	-3	15	1	13	56	2	31	-2
CZ		45	6	30	-1	14	1	6	-5	5	75	5	20	-4
DK		66	4	24	-4	5	-1	1	-1	4	90	0	6	-2
DE		37	-7	38	3	12	1	7	2	6	75	-4	19	3
EE		47	-1	32	3	4	-3	7	0	10	79	2	11	-3
IE		44	-3	42	-1	5	1	2	1	7	86	-4	7	2
EL		29	-3	36	-2	22	4	8	0	5	65	-5	30	4
ES		45	2	35	-5	7	1	5	3	8	80	-3	12	4
FR		36	0	40	3	7	-3	6	2	11	76	3	13	-1
HR		42	-2	45	6	9	-3	1	-1	3	87	4	10	-4
IT		35	1	41	-2	13	2	6	-1	5	76	-1	19	1
CY		29	1	37	-1	17	3	11	0	6	66	0	28	3
LV		54	3	27	2	6	-2	3	-4	10	81	5	9	-6
LT		60	7	29	-3	5	-2	1	-4	5	89	4	6	-6
LU		34	2	47	-9	6	2	5	2	8	81	-7	11	4
HU		29	-8	40	-2	21	8	6	2	4	69	-10	27	10
MT		48	7	32	-13	11	3	4	1	5	80	-6	15	4
NL		61	13	30	-9	4	-4	3	0	2	91	4	7	-4
AT		33	-3	34	1	16	0	11	0	6	67	-2	27	0
PL		53	-1	38	-1	7	2	2	1	0	91	-2	9	3
PT		47	5	41	-8	3	1	1	0	8	88	-3	4	1
RO		28	-2	37	-2	21	1	7	3	7	65	-4	28	4
SI		35	2	29	-2	15	-3	12	0	9	64	0	27	-3
SK		26	-8	30	-1	15	-4	16	5	13	56	-9	31	1
FI		74	7	18	-7	2	-1	1	0	5	92	0	3	-1
SE		77	9	18	-7	3	-2	1	-1	1	95	2	4	-3

Standard Eurobarometer 98
Public opinion in the European Union
Winter 2022-2023

QE3.4 Please tell to what extent you agree or disagree with each of the following statements.





























Co-operation in defence matters at EU level should be increased (%)

		Totally agree		Tend to agree		Tend to disagree		Totally disagree		Don't know	Total 'Agree'		Total 'Disagree'	
		January/February 2023	Diff. January/February 2023 - June/July 2022	January/February 2023	Diff. January/February 2023 - June/July 2022	January/February 2023	Diff. January/February 2023 - June/July 2022	January/February 2023	Diff. January/February 2023 - June/July 2022	January/February 2023	January/February 2023	Diff. January/February 2023 - June/July 2022	January/February 2023	Diff. January/February 2023 - June/July 2022
EU27		42	-1	40	-1	8	1	4	1	6	82	-2	12	2
BE		35	-9	49	4	10	3	2	0	4	84	-5	12	3
BG		30	-4	41	3	10	2	7	1	12	71	-1	17	3
CZ		38	-7	42	4	10	2	3	-1	7	80	-3	13	1
DK		48	6	32	-3	11	-2	5	-3	4	80	3	16	-5
DE		47	-6	37	3	8	3	3	0	5	84	-3	11	3
EE		44	-9	32	5	6	1	6	0	12	76	-4	12	1
IE		38	-9	44	2	6	2	3	2	9	82	-7	9	4
EL		38	-5	44	5	10	0	4	-1	4	82	0	14	-1
ES		48	5	34	-7	8	2	5	2	5	82	-2	13	4
FR		36	0	44	1	6	-1	3	0	11	80	1	9	-1
HR		38	-6	48	6	10	1	1	-1	3	86	0	11	0
IT		31	-2	48	3	11	1	4	-1	6	79	1	15	0
CY		56	4	30	-3	6	0	4	1	4	86	1	10	1
LV		55	-3	32	8	3	-4	2	-2	8	87	5	5	-6
LT		59	0	33	2	3	-1	1	-3	4	92	2	4	-4
LU		36	3	49	-6	5	0	2	0	8	85	-3	7	0
HU		38	-8	47	3	10	4	3	1	2	85	-5	13	5
MT		58	3	33	-5	4	1	2	0	3	91	-2	6	1
NL		58	7	33	-5	5	-2	2	-1	2	91	2	7	-3
AT		32	-3	43	3	10	-2	6	0	9	75	0	16	-2
PL		56	0	36	-3	6	2	1	0	1	92	-3	7	2
PT		36	-1	46	-7	8	7	0	-1	10	82	-8	8	6
RO		32	-2	37	0	18	-1	7	3	6	69	-2	25	2
SI		37	-1	30	-5	15	0	11	3	7	67	-6	26	3
SK		25	-11	40	-4	11	0	12	6	12	65	-15	23	6
FI		47	2	39	-2	6	-1	1	-1	7	86	0	7	-2
SE		46	3	39	-7	8	1	4	0	3	85	-4	12	1

Standard Eurobarometer 98
Public opinion in the European Union
Winter 2022-2023





























QE3.5 Please tell to what extent you agree or disagree with each of the following statements.

More money should be spent on defence in the EU (%)

		Totally agree		Tend to agree		Tend to disagree		Totally disagree		Don't know	Total 'Agree'		Total 'Disagree'	
		January/February 2023	Diff. January/February 2023 - June/July 2022	January/February 2023	Diff. January/February 2023 - June/July 2022	January/February 2023	Diff. January/February 2023 - June/July 2022	January/February 2023	Diff. January/February 2023 - June/July 2022		January/February 2023	Diff. January/February 2023 - June/July 2022	January/February 2023	Diff. January/February 2023 - June/July 2022
		EU27		32	0	36	-2	17	1		7	0	8	68
BE		20	-6	45	1	24	2	6	0	5	65	-5	30	2
BG		21	-1	32	-5	20	4	12	2	15	53	-6	32	6
CZ		21	-6	38	-5	24	7	9	2	8	59	-11	33	9
DK		37	10	33	-2	18	-7	6	-4	6	70	8	24	-11
DE		34	-2	34	2	17	-1	8	0	7	68	0	25	-1
EE		29	-10	34	5	14	3	11	0	12	63	-5	25	3
IE		32	-8	39	-3	13	4	5	4	11	71	-11	18	8
EL		26	-5	33	0	24	4	12	1	5	59	-5	36	5
ES		29	2	35	-1	16	-1	13	4	7	64	1	29	3
FR		27	1	37	-2	15	0	6	1	15	64	-1	21	1
HR		30	-6	44	4	17	2	5	1	4	74	-2	22	3
IT		28	2	39	-2	18	1	8	-1	7	67	0	26	0
CY		44	2	31	-1	12	2	8	0	5	75	1	20	2
LV		37	2	34	2	11	-3	6	-4	12	71	4	17	-7
LT		47	0	36	1	9	-2	3	-2	5	83	1	12	-4
LU		22	0	45	-1	13	2	8	1	12	67	-1	21	3
HU		38	-6	43	1	14	5	3	1	2	81	-5	17	6
MT		42	-3	37	-2	14	3	4	2	3	79	-5	18	5
NL		39	4	35	-9	17	2	4	0	5	74	-5	21	2
AT		25	-5	30	-3	20	4	16	3	9	55	-8	36	7
PL		54	0	35	-6	8	4	2	1	1	89	-6	10	5
PT		30	-2	43	-4	14	4	1	0	12	73	-6	15	4
RO		27	-5	33	-4	23	4	8	3	9	60	-9	31	7
SI		24	0	24	-7	25	-3	22	10	5	48	-7	47	7
SK		20	-1	30	-9	18	-6	20	9	12	50	-10	38	3
FI		28	2	41	-2	15	-6	4	0	12	69	0	19	-6
SE		25	0	40	-8	20	-2	8	3	7	65	-8	28	1

Standard Eurobarometer 98
Public opinion in the European Union
Winter 2022-2023





























QE3.6 Please tell to what extent you agree or disagree with each of the following statements.
Member States' purchase of military equipment should be better coordinated (%)

		Totally agree		Tend to agree		Tend to disagree		Totally disagree		Don't know	Total 'Agree'		Total 'Disagree'	
		January/February 2023	Diff. January/February 2023 - June/July 2022	January/February 2023	Diff. January/February 2023 - June/July 2022	January/February 2023	Diff. January/February 2023 - June/July 2022	January/February 2023	Diff. January/February 2023 - June/July 2022		January/February 2023	Diff. January/February 2023 - June/July 2022	January/February 2023	Diff. January/February 2023 - June/July 2022
		EU27		40	1	40	-1	8	0		4	0	8	80
BE		34	-6	48	2	11	2	2	-1	5	82	-4	13	1
BG		29	1	42	3	9	-1	8	-1	12	71	4	17	-2
CZ		39	3	39	-6	8	1	4	-1	10	78	-3	12	0
DK		54	5	28	-6	7	0	2	-2	9	82	-1	9	-2
DE		47	-2	36	2	8	2	4	0	5	83	0	12	2
EE		43	-1	32	0	6	0	3	-1	16	75	-1	9	-1
IE		38	-3	41	-1	8	2	2	1	11	79	-4	10	3
EL		39	-3	40	0	11	4	4	-1	6	79	-3	15	3
ES		43	9	36	-3	6	-2	5	-1	10	79	6	11	-3
FR		37	4	40	-3	6	0	3	0	14	77	1	9	0
HR		32	-7	50	6	10	0	3	1	5	82	-1	13	1
IT		30	2	46	1	12	0	5	-2	7	76	3	17	-2
CY		56	9	29	-4	6	-2	4	-2	5	85	5	10	-4
LV		44	-2	36	4	6	-1	3	-3	11	80	2	9	-4
LT		56	6	35	-3	3	-2	0	-3	6	91	3	3	-5
LU		32	3	48	-1	7	0	3	0	10	80	2	10	0
HU		38	-4	44	0	11	4	4	1	3	82	-4	15	5
MT		52	9	35	-14	5	1	3	2	5	87	-5	8	3
NL		53	7	32	-7	6	-1	1	-2	8	85	0	7	-3
AT		34	-1	36	0	12	0	7	-1	11	70	-1	19	-1
PL		48	-6	44	4	6	2	1	0	1	92	-2	7	2
PT		35	-1	43	-8	9	8	1	0	12	78	-9	10	8
RO		28	0	36	-3	22	1	6	1	8	64	-3	28	2
SI		41	5	31	-7	9	-5	12	4	7	72	-2	21	-1
SK		31	0	35	-14	8	-2	14	7	12	66	-14	22	5
FI		31	4	42	-5	8	-8	2	0	17	73	-1	10	-8
SE		37	6	39	-10	11	-4	5	1	8	76	-4	16	-3

Standard Eurobarometer 98
Public opinion in the European Union
Winter 2022-2023

QE3.7 Please tell to what extent you agree or disagree with each of the following statements.

The EU needs to reinforce its capacity to produce military equipment (%)

		Totally agree		Tend to agree		Tend to disagree		Totally disagree		Don't know	Total 'Agree'		Total 'Disagree'	
		January/February 2023	Diff. January/February 2023 - June/July 2022	January/February 2023	Diff. January/February 2023 - June/July 2022	January/February 2023	Diff. January/February 2023 - June/July 2022	January/February 2023	Diff. January/February 2023 - June/July 2022		January/February 2023	Diff. January/February 2023 - June/July 2022	January/February 2023	Diff. January/February 2023 - June/July 2022
EU27		32	0	37	-2	15	1	7	0	9	69	-2	22	1
BE		24	-4	46	-1	20	2	5	0	5	70	-5	25	2
BG		22	-2	36	-1	16	2	10	0	16	58	-3	26	2
CZ		23	0	35	-8	22	4	8	0	12	58	-8	30	4
DK		40	10	31	-7	16	-4	5	-2	8	71	3	21	-6
DE		34	-3	35	2	15	0	8	0	8	69	-1	23	0
EE		36	-5	30	0	9	1	9	1	16	66	-5	18	2
IE		34	-7	39	0	10	2	4	2	13	73	-7	14	4
EL		30	-5	37	3	17	2	11	0	5	67	-2	28	2
ES		35	4	33	-6	13	2	11	3	8	68	-2	24	5
FR		29	2	39	-3	12	0	5	0	15	68	-1	17	0
HR		31	-6	47	4	14	1	4	2	4	78	-2	18	3
IT		25	0	42	1	18	1	8	-2	7	67	1	26	-1
CY		47	3	29	-2	11	-1	7	1	6	76	1	18	0
LV		46	1	33	3	8	0	4	-3	9	79	4	12	-3
LT		55	5	33	-2	5	-3	1	-3	6	88	3	6	-6
LU		25	2	43	-3	11	0	10	4	11	68	-1	21	4
HU		32	-6	43	2	16	5	4	-1	5	75	-4	20	4
MT		42	3	36	-9	13	4	5	1	4	78	-6	18	5
NL		43	9	34	-7	14	-3	4	0	5	77	2	18	-3
AT		26	-2	31	-3	17	1	14	0	12	57	-5	31	1
PL		49	-2	41	-2	7	3	1	0	2	90	-4	8	3
PT		34	2	41	-12	11	8	1	0	13	75	-10	12	8
RO		28	-4	34	-2	24	3	6	2	8	62	-6	30	5
SI		29	3	25	-5	18	-6	21	6	7	54	-2	39	0
SK		18	0	30	-12	16	-9	21	11	15	48	-12	37	2
FI		32	2	39	-5	10	-5	3	0	16	71	-3	13	-5
SE		29	2	36	-9	18	-4	8	3	9	65	-7	26	-1

Standard Eurobarometer 98
Public opinion in the European Union
Winter 2022-2023

QE3.8 Please tell to what extent you agree or disagree with each of the following statements.

The EU should reduce its dependency on Russian sources of energy as soon as possible (%)

		Totally agree		Tend to agree		Tend to disagree		Totally disagree		Don't know	Total 'Agree'		Total 'Disagree'	
		January/February 2023	Diff. January/February 2023 - June/July 2022	January/February 2023	Diff. January/February 2023 - June/July 2022	January/February 2023	Diff. January/February 2023 - June/July 2022	January/February 2023	Diff. January/February 2023 - June/July 2022		January/February 2023	Diff. January/February 2023 - June/July 2022	January/February 2023	Diff. January/February 2023 - June/July 2022
EU27		53	-1	31	-1	8	1	4	1	4	84	-2	12	2
BE		47	-5	41	4	7	0	3	1	2	88	-1	10	1
BG		30	2	35	0	14	-1	9	0	12	65	2	23	-1
CZ		47	0	30	1	14	0	4	-3	5	77	1	18	-3
DK		83	2	13	-2	2	0	1	0	1	96	0	3	0
DE		54	-9	28	4	10	4	5	1	3	82	-5	15	5
EE		51	-6	28	8	5	-3	5	-2	11	79	2	10	-5
IE		58	-4	33	2	4	1	1	0	4	91	-2	5	1
EL		43	-5	40	6	11	-1	2	0	4	83	1	13	-1
ES		59	4	32	-2	4	0	2	1	3	91	2	6	1
FR		47	3	32	-5	7	0	3	1	11	79	-2	10	1
HR		56	1	36	0	6	0	0	-1	2	92	1	6	-1
IT		50	1	36	-1	8	0	3	0	3	86	0	11	0
CY		45	6	29	-8	13	5	7	0	6	74	-2	20	5
LV		51	-1	28	9	8	-5	4	-5	9	79	8	12	-10
LT		63	-1	26	3	5	-2	1	-3	5	89	2	6	-5
LU		48	4	37	-9	7	1	3	2	5	85	-5	10	3
HU		43	2	41	-1	9	0	4	-1	3	84	1	13	-1
MT		64	4	24	-7	5	1	2	1	5	88	-3	7	2
NL		71	2	23	-2	4	0	1	-1	1	94	0	5	-1
AT		48	-2	35	3	9	-2	6	0	2	83	1	15	-2
PL		58	2	34	-4	6	2	1	0	1	92	-2	7	2
PT		61	7	29	-10	1	0	1	0	8	90	-3	2	0
RO		39	6	32	-5	18	-1	5	1	6	71	1	23	0
SI		51	0	26	-3	11	0	7	1	5	77	-3	18	1
SK		25	-8	30	1	16	-3	21	4	8	55	-7	37	1
FI		76	1	16	-2	2	-1	2	1	4	92	-1	4	0
SE		88	3	8	-4	2	0	1	0	1	96	-1	3	0

Standard Eurobarometer 98
Public opinion in the European Union
Winter 2022-2023

QE3.9 Please tell to what extent you agree or disagree with each of the following statements.





























The EU should invest massively in renewable energies, such as wind and solar power (%)

		Totally agree		Tend to agree		Tend to disagree		Totally disagree		Don't know	Total 'Agree'		Total 'Disagree'	
		January/February 2023	Diff. January/February 2023 - June/July 2022	January/February 2023	Diff. January/February 2023 - June/July 2022	January/February 2023	Diff. January/February 2023 - June/July 2022	January/February 2023	Diff. January/February 2023 - June/July 2022	January/February 2023	January/February 2023	Diff. January/February 2023 - June/July 2022	January/February 2023	Diff. January/February 2023 - June/July 2022
EU27		55	0	31	-1	7	0	3	1	4	86	-1	10	1
BE		48	-5	41	5	7	0	2	-1	2	89	0	9	-1
BG		39	2	37	-3	9	-1	6	2	9	76	-1	15	1
CZ		40	-2	35	-2	15	3	6	1	4	75	-4	21	4
DK		79	1	15	-2	4	1	1	0	1	94	-1	5	1
DE		57	-7	30	3	8	3	2	1	3	87	-4	10	4
EE		38	-10	36	2	10	4	6	2	10	74	-8	16	6
IE		58	-7	32	3	4	1	2	2	4	90	-4	6	3
EL		54	-1	35	0	7	1	2	0	2	89	-1	9	1
ES		71	11	22	-11	3	1	1	1	3	93	0	4	2
FR		41	-1	39	1	8	0	3	0	9	80	0	11	0
HR		62	2	28	-3	6	-1	2	1	2	90	-1	8	0
IT		57	3	32	-3	6	-1	2	0	3	89	0	8	-1
CY		78	8	18	-8	2	1	1	0	1	96	0	3	1
LV		45	-3	35	1	9	2	3	-2	8	80	-2	12	0
LT		61	2	31	1	3	-3	1	-2	4	92	3	4	-5
LU		51	6	43	-1	2	-4	1	0	3	94	5	3	-4
HU		56	-2	33	-1	8	3	2	0	1	89	-3	10	3
MT		73	9	23	-10	1	0	1	1	2	96	-1	2	1
NL		72	6	21	-5	4	-1	3	1	0	93	1	7	0
AT		52	-5	29	4	9	-3	6	3	4	81	-1	15	0
PL		56	-3	35	2	5	-1	2	1	2	91	-1	7	0
PT		62	3	30	-5	1	0	0	0	7	92	-2	1	0
RO		36	-3	33	1	18	1	6	1	7	69	-2	24	2
SI		73	7	18	-7	5	0	2	0	2	91	0	7	0
SK		37	-5	40	-2	7	-2	8	3	8	77	-7	15	1
FI		55	-3	33	4	6	-1	1	-2	5	88	1	7	-3
SE		70	7	21	-3	5	-3	3	-2	1	91	4	8	-5

Standard Eurobarometer 98
Public opinion in the European Union
Winter 2022-2023

QE3.10 Please tell to what extent you agree or disagree with each of the following statements.

In the long run, renewable energy can limit the price we pay for our energy consumption (%)

		Totally agree		Tend to agree		Tend to disagree		Totally disagree		Don't know	Total 'Agree'		Total 'Disagree'	
		January/February 2023	Diff. January/February 2023 - June/July 2022	January/February 2023	Diff. January/February 2023 - June/July 2022	January/February 2023	Diff. January/February 2023 - June/July 2022	January/February 2023	Diff. January/February 2023 - June/July 2022		January/February 2023	Diff. January/February 2023 - June/July 2022	January/February 2023	Diff. January/February 2023 - June/July 2022
		EU27		43	2	37	-2	10	0		3	0	7	80
BE		37	-2	49	4	8	-2	3	-1	3	86	2	11	-3
BG		32	3	39	0	10	-1	6	-2	13	71	3	16	-3
CZ		32	2	35	-4	17	-1	9	2	7	67	-2	26	1
DK		62	2	27	-2	5	-1	2	0	4	89	0	7	-1
DE		40	-2	36	0	13	1	4	1	7	76	-2	17	2
EE		26	-3	36	-4	12	2	5	-1	21	62	-7	17	1
IE		49	-7	35	0	6	3	3	2	7	84	-7	9	5
EL		44	8	38	-1	10	-3	3	-1	5	82	7	13	-4
ES		59	11	28	-8	5	0	2	1	6	87	3	7	1
FR		32	0	40	-1	13	1	4	1	11	72	-1	17	2
HR		56	5	34	-5	6	-1	2	1	2	90	0	8	0
IT		45	3	43	0	7	-1	2	0	3	88	3	9	-1
CY		64	3	25	-9	4	2	3	2	4	89	-6	7	4
LV		40	0	36	-2	8	0	3	-2	13	76	-2	11	-2
LT		48	8	36	-7	5	-3	2	0	9	84	1	7	-3
LU		36	3	48	2	6	-2	2	-1	8	84	5	8	-3
HU		48	6	40	-5	8	-1	2	0	2	88	1	10	-1
MT		65	12	29	-11	3	0	1	1	2	94	1	4	1
NL		53	11	33	-10	7	-2	4	1	3	86	1	11	-1
AT		38	-2	34	-1	15	3	6	-2	7	72	-3	21	1
PL		52	1	37	-1	7	0	2	1	2	89	0	9	1
PT		44	-10	40	3	4	3	0	0	12	84	-7	4	3
RO		28	-3	37	-2	20	2	6	2	9	65	-5	26	4
SI		63	11	22	-10	7	-2	4	1	4	85	1	11	-1
SK		31	1	36	-8	10	-6	11	4	12	67	-7	21	-2
FI		39	5	43	-1	5	-7	2	-1	11	82	4	7	-8
SE		47	6	33	-11	8	-2	3	-2	9	80	-5	11	-4

Standard Eurobarometer 98
Public opinion in the European Union
Winter 2022-2023

QE3.11 Please tell to what extent you agree or disagree with each of the following statements.

Increasing energy efficiency of buildings, transport, and goods will make us less dependent on energy producers outside the EU
 (%)

		Totally agree		Tend to agree		Tend to disagree		Totally disagree		Don't know	Total 'Agree'		Total 'Disagree'	
		January/February 2023	Diff. January/February 2023 - June/July 2022	January/February 2023	Diff. January/February 2023 - June/July 2022	January/February 2023	Diff. January/February 2023 - June/July 2022	January/February 2023	Diff. January/February 2023 - June/July 2022		January/February 2023	Diff. January/February 2023 - June/July 2022	January/February 2023	Diff. January/February 2023 - June/July 2022
EU27		46	1	39	-1	8	1	2	0	5	85	0	10	1
BE		37	-1	51	2	8	-1	2	0	2	88	1	10	-1
BG		40	1	40	0	8	-1	2	-3	10	80	1	10	-4
CZ		30	1	44	-1	14	-1	5	1	7	74	0	19	0
DK		64	2	27	-5	3	0	1	1	5	91	-3	4	1
DE		41	-7	39	1	11	3	3	1	6	80	-6	14	4
EE		34	-5	40	0	9	2	5	1	12	74	-5	14	3
IE		50	-5	39	1	3	0	2	2	6	89	-4	5	2
EL		44	2	46	2	6	-2	1	0	3	90	4	7	-2
ES		62	10	31	-6	3	-1	1	0	3	93	4	4	-1
FR		39	1	43	1	6	0	2	0	10	82	2	8	0
HR		55	-1	35	0	6	0	2	1	2	90	-1	8	1
IT		47	1	40	-1	8	1	2	0	3	87	0	10	1
CY		61	3	28	-6	4	1	1	0	6	89	-3	5	1
LV		43	2	35	0	9	-3	2	-2	11	78	2	11	-5
LT		52	8	34	-8	6	-2	1	-2	7	86	0	7	-4
LU		41	6	49	-2	4	0	2	0	4	90	4	6	0
HU		46	0	42	-2	8	2	2	1	2	88	-2	10	3
MT		54	5	34	-10	5	2	2	2	5	88	-5	7	4
NL		63	9	29	-9	5	-1	2	1	1	92	0	7	0
AT		41	1	35	1	14	-1	5	1	5	76	2	19	0
PL		51	4	40	-5	7	1	1	1	1	91	-1	8	2
PT		57	3	33	-6	1	0	0	0	9	90	-3	1	0
RO		32	-3	37	1	18	-1	5	2	8	69	-2	23	1
SI		58	8	26	-10	8	0	2	0	6	84	-2	10	0
SK		32	-2	43	-2	7	-6	7	3	11	75	-4	14	-3
FI		45	4	41	-3	4	-3	1	0	9	86	1	5	-3
SE		60	10	31	-13	3	-1	1	-1	5	91	-3	4	-2

Standard Eurobarometer 98
Public opinion in the European Union
Winter 2022-2023

QE3.12 Please tell to what extent you agree or disagree with each of the following statements.





























Reducing imports of oil and gas and investing in renewable energy is important for our overall security (%)

		Totally agree		Tend to agree		Tend to disagree		Totally disagree		Don't know	Total 'Agree'		Total 'Disagree'	
		January/February 2023	Diff. January/February 2023 - June/July 2022	January/February 2023	Diff. January/February 2023 - June/July 2022	January/February 2023	Diff. January/February 2023 - June/July 2022	January/February 2023	Diff. January/February 2023 - June/July 2022	January/February 2023	January/February 2023	Diff. January/February 2023 - June/July 2022	January/February 2023	Diff. January/February 2023 - June/July 2022
EU27		46	-1	38	1	8	0	3	0	5	84	0	11	0
BE		34	-5	50	4	10	0	3	0	3	84	-1	13	0
BG		29	0	40	1	12	1	6	-1	13	69	1	18	0
CZ		32	1	36	-2	18	0	9	1	5	68	-1	27	1
DK		70	3	23	-2	4	-1	1	0	2	93	1	5	-1
DE		44	-9	38	7	9	0	4	1	5	82	-2	13	1
EE		30	-7	36	1	9	-1	8	1	17	66	-6	17	0
IE		50	-6	37	0	6	4	2	1	5	87	-6	8	5
EL		44	-3	43	2	9	1	1	0	3	87	-1	10	1
ES		60	7	32	-3	3	-2	1	0	4	92	4	4	-2
FR		38	2	43	-1	5	-2	2	1	12	81	1	7	-1
HR		57	3	33	-4	6	0	2	0	2	90	-1	8	0
IT		49	1	40	2	7	0	2	-1	2	89	3	9	-1
CY		65	5	24	-10	4	1	1	0	6	89	-5	5	1
LV		43	0	36	5	9	-3	3	-3	9	79	5	12	-6
LT		57	9	32	-6	3	-5	1	-2	7	89	3	4	-7
LU		43	7	46	-7	6	1	1	0	4	89	0	7	1
HU		47	0	41	-1	8	1	2	0	2	88	-1	10	1
MT		62	7	32	-6	2	-1	1	0	3	94	1	3	-1
NL		53	3	33	-2	8	-3	4	2	2	86	1	12	-1
AT		44	-3	35	3	11	0	7	0	3	79	0	18	0
PL		49	-4	41	1	7	2	2	1	1	90	-3	9	3
PT		60	6	29	-10	2	1	0	0	9	89	-4	2	1
RO		35	0	34	1	19	-1	5	1	7	69	1	24	0
SI		57	6	27	-6	8	-1	3	-1	5	84	0	11	-2
SK		27	-5	38	-1	13	-4	11	2	11	65	-6	24	-2
FI		50	-1	34	-1	6	-2	2	0	8	84	-2	8	-2
SE		68	3	24	-4	5	1	2	0	1	92	-1	7	1

Standard Eurobarometer 98
Public opinion in the European Union
Winter 2022-2023

QE3.13 Please tell to what extent you agree or disagree with each of the following statements.

EU Member States should jointly buy energy from other countries to get a better price (%)

		Totally agree		Tend to agree		Tend to disagree		Totally disagree		Don't know	Total 'Agree'		Total 'Disagree'	
		January/February 2023	Diff. January/February 2023 - June/July 2022	January/February 2023	Diff. January/February 2023 - June/July 2022	January/February 2023	Diff. January/February 2023 - June/July 2022	January/February 2023	Diff. January/February 2023 - June/July 2022		January/February 2023	Diff. January/February 2023 - June/July 2022	January/February 2023	Diff. January/February 2023 - June/July 2022
		EU27		45	0	37	-1	9	1	3	0	6	82	-1
BE		41	-4	43	-1	11	4	3	1	2	84	-5	14	5
BG		33	-2	35	2	11	0	7	0	14	68	0	18	0
CZ		37	-1	39	0	12	1	7	1	5	76	-1	19	2
DK		58	6	29	-5	6	-2	2	0	5	87	1	8	-2
DE		42	-7	37	2	11	3	5	2	5	79	-5	16	5
EE		38	-4	40	2	7	0	3	-1	12	78	-2	10	-1
IE		53	-2	37	-2	3	0	2	2	5	90	-4	5	2
EL		48	2	37	-7	8	2	4	2	3	85	-5	12	4
ES		56	6	31	-6	4	0	3	2	6	87	0	7	2
FR		37	-2	40	2	8	0	4	1	11	77	0	12	1
HR		51	-1	35	-1	8	0	2	1	4	86	-2	10	1
IT		47	6	41	-3	7	-1	2	-1	3	88	3	9	-2
CY		68	7	24	-8	3	0	2	1	3	92	-1	5	1
LV		49	0	35	1	6	-1	2	-1	8	84	1	8	-2
LT		55	6	34	-6	4	-3	1	0	6	89	0	5	-3
LU		44	4	45	-4	5	-1	2	1	4	89	0	7	0
HU		40	-2	40	-1	12	2	4	0	4	80	-3	16	2
MT		61	7	34	-5	2	-2	1	1	2	95	2	3	-1
NL		50	7	35	-6	9	0	2	-2	4	85	1	11	-2
AT		41	-1	38	2	12	0	5	1	4	79	1	17	1
PL		50	-3	40	1	7	1	1	0	2	90	-2	8	1
PT		59	8	30	-10	2	0	0	0	9	89	-2	2	0
RO		32	-2	34	0	19	0	7	2	8	66	-2	26	2
SI		61	8	24	-8	7	-1	3	0	5	85	0	10	-1
SK		34	-1	35	-5	9	-3	11	3	11	69	-6	20	0
FI		37	0	38	-3	11	-3	3	0	11	75	-3	14	-3
SE		40	8	37	-9	13	-4	5	1	5	77	-1	18	-3

Standard Eurobarometer 98
Public opinion in the European Union
Winter 2022-2023





























QE3.14 Please tell to what extent you agree or disagree with each of the following statements.

You have recently taken action to reduce your own energy consumption or you plan to do so in the near future (%)

		Totally agree		Tend to agree		Tend to disagree		Totally disagree		Don't know	Total 'Agree'		Total 'Disagree'	
		January/February 2023	Diff. January/February 2023 - June/July 2022	January/February 2023	Diff. January/February 2023 - June/July 2022	January/February 2023	Diff. January/February 2023 - June/July 2022	January/February 2023	Diff. January/February 2023 - June/July 2022		January/February 2023	Diff. January/February 2023 - June/July 2022	January/February 2023	Diff. January/February 2023 - June/July 2022
EU27		42	6	39	-3	11	-3	5	0	3	81	3	16	-3
BE		40	6	44	-5	12	1	3	-2	1	84	1	15	-1
BG		20	0	39	3	18	-4	15	0	8	59	3	33	-4
CZ		42	13	35	-9	13	-3	7	0	3	77	4	20	-3
DK		62	20	23	-11	8	-6	6	-2	1	85	9	14	-8
DE		41	0	39	1	12	0	6	0	2	80	1	18	0
EE		36	6	41	-2	12	-2	5	-2	6	77	4	17	-4
IE		39	-4	39	-4	9	1	8	6	5	78	-8	17	7
EL		35	7	43	3	12	-12	9	1	1	78	10	21	-11
ES		51	12	36	-8	7	-3	4	0	2	87	4	11	-3
FR		44	11	37	-6	8	-6	5	0	6	81	5	13	-6
HR		40	0	46	3	10	-2	2	-1	2	86	3	12	-3
IT		35	1	49	1	10	-3	3	1	3	84	2	13	-2
CY		51	12	26	-19	15	3	6	3	2	77	-7	21	6
LV		39	12	36	-1	13	-6	6	-4	6	75	11	19	-10
LT		42	12	36	-4	15	-6	5	-2	2	78	8	20	-8
LU		47	16	43	-10	6	-5	2	-1	2	90	6	8	-6
HU		33	5	46	4	11	-6	8	-3	2	79	9	19	-9
MT		43	-1	49	1	3	-1	3	1	2	92	0	6	0
NL		67	20	25	-11	4	-7	3	-2	1	92	9	7	-9
AT		35	-3	41	6	16	-1	5	-2	3	76	3	21	-3
PL		42	1	41	0	12	-1	4	0	1	83	1	16	-1
PT		37	5	40	3	16	-8	2	0	5	77	8	18	-8
RO		29	3	35	-4	28	3	6	-1	2	64	-1	34	2
SI		44	13	29	-11	12	-4	12	2	3	73	2	24	-2
SK		24	-3	46	0	14	-2	10	3	6	70	-3	24	1
FI		57	25	30	-14	7	-8	3	-4	3	87	11	10	-12
SE		52	31	34	-17	6	-14	7	-1	1	86	14	13	-15

Standard Eurobarometer 98
Public opinion in the European Union
Winter 2022-2023





























QE4.1 Thinking about the consequences of the war in Ukraine, please tell to what extent you agree or disagree with the following statements?
The war in Ukraine has serious financial consequences for you personally (%)

		Totally agree		Tend to agree		Tend to disagree		Totally disagree		Don't know	Total 'Agree'		Total 'Disagree'	
		January/February 2023	Diff. January/February 2023 - June/July 2022	January/February 2023	Diff. January/February 2023 - June/July 2022	January/February 2023	Diff. January/February 2023 - June/July 2022	January/February 2023	Diff. January/February 2023 - June/July 2022		January/February 2023	Diff. January/February 2023 - June/July 2022	January/February 2023	Diff. January/February 2023 - June/July 2022
		EU27		22	1	41	0	25	-1		10	0	2	63
BE		25	1	52	6	19	-8	3	0	1	77	7	22	-8
BG		23	-4	38	-3	21	2	13	6	5	61	-7	34	8
CZ		25	-7	33	-7	30	9	11	6	1	58	-14	41	15
DK		17	1	33	1	26	-6	23	4	1	50	2	49	-2
DE		15	1	35	2	35	-2	13	0	2	50	3	48	-2
EE		22	2	36	2	28	-3	9	-2	5	58	4	37	-5
IE		24	-1	40	-3	23	0	9	4	4	64	-4	32	4
EL		44	-7	43	2	11	4	2	1	0	87	-5	13	5
ES		34	12	39	-9	18	-2	8	-1	1	73	3	26	-3
FR		17	-4	37	5	29	-1	14	0	3	54	1	43	-1
HR		21	-4	45	-5	25	7	8	3	1	66	-9	33	10
IT		18	2	50	-1	21	-2	9	2	2	68	1	30	0
CY		58	-9	32	3	6	3	4	3	0	90	-6	10	6
LV		26	0	38	0	23	-1	10	0	3	64	0	33	-1
LT		20	-2	40	-3	29	3	10	2	1	60	-5	39	5
LU		25	9	35	-1	29	-4	10	-4	1	60	8	39	-8
HU		28	-3	48	-5	18	5	4	2	2	76	-8	22	7
MT		36	-7	44	9	12	-5	7	3	1	80	2	19	-2
NL		11	2	27	3	34	-5	27	0	1	38	5	61	-5
AT		19	-1	41	2	26	-3	12	4	2	60	1	38	1
PL		26	-2	52	1	19	4	1	-2	2	78	-1	20	2
PT		29	0	55	-1	10	-1	2	1	4	84	-1	12	0
RO		25	1	41	-1	24	-2	6	2	4	66	0	30	0
SI		23	4	29	-6	27	-3	19	5	2	52	-2	46	2
SK		34	2	44	0	16	-3	4	0	2	78	2	20	-3
FI		13	2	32	2	37	-6	13	-1	5	45	4	50	-7
SE		19	8	39	3	25	-10	16	-2	1	58	11	41	-12

*In the previous wave, the item was “the war in Ukraine has had serious economic consequences for ...”. In this new survey, it was modified to “the war in Ukraine has serious economic consequences for ...” in all countries, except France, Italy and Latvia, for which, due to a technical error, the previous version of the item was used.

Standard Eurobarometer 98
Public opinion in the European Union
Winter 2022-2023





























QE4.2 Thinking about the consequences of the war in Ukraine, please tell to what extent you agree or disagree with the following statements?
The war in Ukraine has serious economic consequences for (OUR COUNTRY) (%)

		Totally agree		Tend to agree		Tend to disagree		Totally disagree		Don't know	Total 'Agree'		Total 'Disagree'	
		January/February 2023	Diff. January/February 2023 - June/July 2022	January/February 2023	Diff. January/February 2023 - June/July 2022	January/February 2023	Diff. January/February 2023 - June/July 2022	January/February 2023	Diff. January/February 2023 - June/July 2022		January/February 2023	Diff. January/February 2023 - June/July 2022	January/February 2023	Diff. January/February 2023 - June/July 2022
EU27		42	1	44	-3	9	1	2	0	3	86	-2	11	1
BE		36	-2	55	4	7	-2	1	0	1	91	2	8	-2
BG		40	-3	44	-2	8	3	4	1	4	84	-5	12	4
CZ		53	-14	33	4	9	6	4	4	1	86	-10	13	10
DK		40	5	41	-7	14	1	3	0	2	81	-2	17	1
DE		44	0	41	-1	12	2	1	-1	2	85	-1	13	1
EE		39	0	43	-2	12	2	1	-1	5	82	-2	13	1
IE		43	-1	44	-3	8	2	2	1	3	87	-4	10	3
EL		59	-7	36	3	3	2	1	1	1	95	-4	4	3
ES		49	-1	40	-3	6	2	2	1	3	89	-4	8	3
FR		35	0	47	-2	10	0	2	0	6	82	-2	12	0
HR		34	-6	48	1	15	6	2	0	1	82	-5	17	6
IT		40	1	49	-2	7	2	3	-1	1	89	-1	10	1
CY		76	-6	21	4	2	1	1	1	0	97	-2	3	2
LV		51	-7	39	6	6	1	1	0	3	90	-1	7	1
LT		49	1	43	-1	6	0	1	0	1	92	0	7	0
LU		27	8	45	5	19	-7	3	-2	6	72	13	22	-9
HU		39	-6	45	-3	11	5	3	2	2	84	-9	14	7
MT		56	8	35	-6	6	-2	2	0	1	91	2	8	-2
NL		36	3	47	-3	14	0	2	0	1	83	0	16	0
AT		37	-2	44	2	11	-3	4	1	4	81	0	15	-2
PL		42	2	48	-5	7	3	1	-1	2	90	-3	8	2
PT		38	2	56	-4	4	1	0	0	2	94	-2	4	1
RO		34	4	35	-10	23	4	4	2	4	69	-6	27	6
SI		37	2	39	-5	15	0	6	2	3	76	-3	21	2
SK		56	1	39	3	2	-5	1	-1	2	95	4	3	-6
FI		40	6	46	-7	9	0	1	0	4	86	-1	10	0
SE		51	19	38	-15	9	-4	1	-1	1	89	4	10	-5

*In the previous wave, the item was "the war in Ukraine has had serious economic consequences for ...". In this new survey, it was modified to "the war in Ukraine has serious economic consequences for ..." in all countries, except France, Italy and Latvia, for which, due to a technical error, the previous version of the item was used.

Standard Eurobarometer 98
Public opinion in the European Union
Winter 2022-2023

QE5 The European Union has designed a recovery plan of more than 800 billion euros, NextGenerationEU, to support the economy through grants and loans. How effective or not do you think that this measure can be to respond to the current economic challenges? (%)

		Very effective		Fairly effective		Not very effective		Not at all effective		Don't know	Total 'Effective'		Total 'Not effective'	
		January/February 2023	Diff. January/February 2023 - June/July 2022	January/February 2023	Diff. January/February 2023 - June/July 2022	January/February 2023	Diff. January/February 2023 - June/July 2022	January/February 2023	Diff. January/February 2023 - June/July 2022		January/February 2023	Diff. January/February 2023 - June/July 2022	January/February 2023	Diff. January/February 2023 - June/July 2022
EU27		7	0	47	-2	25	0	6	1	15	54	-2	31	1
BE		5	1	49	-11	31	2	4	1	11	54	-10	35	3
BG		12	1	41	-2	21	4	5	-1	21	53	-1	26	3
CZ		4	2	34	-11	33	3	10	1	19	38	-9	43	4
DK		5	2	49	-2	23	-8	6	0	17	54	0	29	-8
DE		5	-1	45	-3	27	3	7	3	16	50	-4	34	6
EE		3	0	35	-3	18	-4	6	2	38	38	-3	24	-2
IE		20	2	62	1	7	-4	2	0	9	82	3	9	-4
EL		11	4	41	-2	30	-1	9	-1	9	52	2	39	-2
ES		7	1	46	-4	26	-1	10	4	11	53	-3	36	3
FR		4	1	30	-5	28	4	8	0	30	34	-4	36	4
HR		14	4	54	-4	18	-2	5	1	9	68	0	23	-1
IT		9	0	56	0	23	-1	4	0	8	65	0	27	-1
CY		12	2	55	11	23	-4	4	-1	6	67	13	27	-5
LV		3	0	42	4	30	-4	6	-1	19	45	4	36	-5
LT		8	3	53	-2	15	-8	4	-1	20	61	1	19	-9
LU		4	-4	55	9	19	7	2	-2	20	59	5	21	5
HU		5	0	49	-7	26	3	6	3	14	54	-7	32	6
MT		34	-8	49	5	8	-2	2	1	7	83	-3	10	-1
NL		5	2	58	7	25	-9	4	-1	8	63	9	29	-10
AT		15	1	39	-4	24	0	8	-1	14	54	-3	32	-1
PL		13	-1	65	2	12	-1	2	0	8	78	1	14	-1
PT		4	-1	44	-4	25	2	4	3	23	48	-5	29	5
RO		9	0	48	-6	27	5	5	0	11	57	-6	32	5
SI		5	1	40	-7	34	-1	7	2	14	45	-6	41	1
SK		9	2	41	-4	25	-8	10	2	15	50	-2	35	-6
FI		5	3	46	4	28	-10	4	-2	17	51	7	32	-12
SE		3	1	53	0	29	-9	4	-1	11	56	1	33	-10





























Standard Eurobarometer 98
Public opinion in the European Union
Winter 2022-2023

QF1 How well informed do you think that people in (OUR COUNTRY) are about European matters?
 (%)

		Very well informed		Fairly well informed		Not very well informed		Not at all informed		Don't know		Total 'Well Informed'		Total 'Not well informed'	
		Jan/Feb 2023	Diff. Jan/Feb 2023 - Jan/Feb 2022	Jan/Feb 2023	Diff. Jan/Feb 2023 - Jan/Feb 2022	Jan/Feb 2023	Diff. Jan/Feb 2023 - Jan/Feb 2022	Jan/Feb 2023	Diff. Jan/Feb 2023 - Jan/Feb 2022	Jan/Feb 2023	Diff. Jan/Feb 2023 - Jan/Feb 2022	Jan/Feb 2023	Diff. Jan/Feb 2023 - Jan/Feb 2022	Jan/Feb 2023	Diff. Jan/Feb 2023 - Jan/Feb 2022
EU27		3	1	32	5	52	-5	11	-1	2	0	35	6	63	-6
BE		3	1	33	11	55	-8	7	-5	2	1	36	12	62	-13
BG		3	1	31	6	48	-9	12	-1	6	3	34	7	60	-10
CZ		4	3	31	2	52	-12	9	3	4	4	35	5	61	-9
DK		8	2	49	1	37	-6	4	1	2	2	57	3	41	-5
DE		1	0	33	2	56	-2	6	-1	4	1	34	2	62	-3
EE		2	1	32	3	55	-12	6	3	5	5	34	4	61	-9
IE		8	-1	55	8	26	-9	8	0	3	2	63	7	34	-9
EL		2	2	23	1	58	-3	15	1	2	-1	25	3	73	-2
ES		2	1	22	0	58	0	17	0	1	-1	24	1	75	0
FR		1	0	17	2	60	-3	19	0	3	1	18	2	79	-3
HR		3	1	38	14	46	-13	12	-2	1	0	41	15	58	-15
IT		3	2	33	11	48	-7	15	-5	1	-1	36	13	63	-12
CY		3	2	39	12	50	-12	7	-2	1	0	42	14	57	-14
LV		4	2	45	19	45	-19	4	-3	2	1	49	21	49	-22
LT		5	4	47	6	41	-10	4	0	3	0	52	10	45	-10
LU		5	-1	64	15	28	-12	2	-2	1	0	69	14	30	-14
HU		1	1	37	4	52	-4	9	-2	1	1	38	5	61	-6
MT		29	27	29	-4	36	-18	3	-4	3	-1	58	23	39	-22
NL		1	0	22	7	66	-7	10	0	1	0	23	7	76	-7
AT		7	2	36	-3	44	1	8	0	5	0	43	-1	52	1
PL		5	1	56	13	34	-11	3	-3	2	0	61	14	37	-14
PT		0	0	20	8	68	-9	8	1	4	0	20	8	76	-8
RO		3	1	45	8	42	-4	6	-7	4	2	48	9	48	-11
SI		3	1	36	0	52	-4	7	2	2	1	39	1	59	-2
SK		2	-1	38	1	44	-1	11	0	5	1	40	0	55	-1
FI		2	2	51	23	45	-22	1	-3	1	0	53	25	46	-25
SE		1	0	24	5	69	-5	5	-1	1	1	25	5	74	-6

Standard Eurobarometer 98
Public opinion in the European Union
Winter 2022-2023

QF2 And overall, how well informed do you think you are about European matters?
 (%)

	Very well informed		Fairly well informed		Not very well informed		Not at all informed		Don't know		Total 'Well informed'		Total 'Not well informed'	
	Jan/Feb 2023	Diff. Jan/Feb 2023 - Jan/Feb 2022	Jan/Feb 2023	Diff. Jan/Feb 2023 - Jan/Feb 2022	Jan/Feb 2023	Diff. Jan/Feb 2023 - Jan/Feb 2022	Jan/Feb 2023	Diff. Jan/Feb 2023 - Jan/Feb 2022	Jan/Feb 2023	Diff. Jan/Feb 2023 - Jan/Feb 2022	Jan/Feb 2023	Diff. Jan/Feb 2023 - Jan/Feb 2022	Jan/Feb 2023	Diff. Jan/Feb 2023 - Jan/Feb 2022
EU27 	4	2	39	6	46	-5	10	-3	1	0	43	8	56	-8
BE 	3	0	38	14	50	-10	9	-4	0	0	41	14	59	-14
BG 	4	2	35	6	46	-6	13	-3	2	1	39	8	59	-9
CZ 	6	3	36	-4	46	-6	9	4	3	3	42	-1	55	-2
DK 	14	5	50	3	32	-8	4	0	0	0	64	8	36	-8
DE 	3	0	43	2	49	1	4	-3	1	0	46	2	53	-2
EE 	3	2	36	-2	49	-8	11	7	1	1	39	0	60	-1
IE 	11	1	52	3	27	-6	9	1	1	1	63	4	36	-5
EL 	3	2	30	2	54	-2	13	-2	0	0	33	4	67	-4
ES 	3	2	29	3	50	-2	18	-3	0	0	32	5	68	-5
FR 	2	0	27	6	52	-4	18	-3	1	1	29	6	70	-7
HR 	4	1	40	13	46	-12	10	-2	0	0	44	14	56	-14
IT 	2	1	38	12	45	-8	15	-5	0	0	40	13	60	-13
CY 	6	5	40	7	47	-7	7	-5	0	0	46	12	54	-12
LV 	6	4	48	15	40	-18	6	-1	0	0	54	19	46	-19
LT 	7	5	47	11	39	-14	6	-1	1	-1	54	16	45	-15
LU 	9	1	62	11	28	-8	1	-4	0	0	71	12	29	-12
HU 	3	2	46	6	45	-4	6	-4	0	0	49	8	51	-8
MT 	29	25	38	-3	27	-17	5	-3	1	-2	67	22	32	-20
NL 	6	4	43	10	48	-10	3	-4	0	0	49	14	51	-14
AT 	8	-1	42	1	39	-2	10	2	1	0	50	0	49	0
PL 	5	2	61	12	29	-12	4	-2	1	0	66	14	33	-14
PT 	2	1	34	13	56	-11	8	-2	0	-1	36	14	64	-13
RO 	3	1	46	8	40	-5	10	-5	1	1	49	9	50	-10
SI 	3	0	40	5	45	-8	11	2	1	1	43	5	56	-6
SK 	5	1	40	3	41	-2	11	-3	3	1	45	4	52	-5
FI 	7	4	55	12	36	-14	2	-2	0	0	62	16	38	-16
SE 	3	1	44	13	50	-11	3	-3	0	0	47	14	53	-14

Standard Eurobarometer 98
Public opinion in the European Union
Winter 2022-2023

QF3.1 Could you tell to what extent you...?
Watch television on a TV set (%)

		Everyday/ Almost everyday		Two or three times a week		About once a week		Two or three times a month		Less often		Never		No access to this medium (SPONTANEOUS)		Don't know		At least once a week	
		Jan/Feb 2023	Diff. Jan/Feb 2023 - Jan/Feb 2022	Jan/Feb 2023	Diff. Jan/Feb 2023 - Jan/Feb 2022	Jan/Feb 2023	Diff. Jan/Feb 2023 - Jan/Feb 2022	Jan/Feb 2023	Diff. Jan/Feb 2023 - Jan/Feb 2022	Jan/Feb 2023	Diff. Jan/Feb 2023 - Jan/Feb 2022	Jan/Feb 2023	Diff. Jan/Feb 2023 - Jan/Feb 2022	Jan/Feb 2023	Diff. Jan/Feb 2023 - Jan/Feb 2022	Jan/Feb 2023	Diff. Jan/Feb 2023 - Jan/Feb 2022	Jan/Feb 2023	Diff. Jan/Feb 2023 - Jan/Feb 2022
EU27		74	-3	11	1	4	1	1	0	4	1	6	0	0	0	0	0	89	-1
BE		70	-5	16	6	5	0	1	0	4	1	4	-2	0	0	0	0	91	1
BG		90	2	6	0	1	-1	1	-1	1	0	1	0	0	0	0	0	97	1
CZ		68	9	13	-3	3	-4	1	-2	5	-1	7	-2	0	0	3	3	84	2
DK		60	-5	13	4	6	2	4	0	6	-1	11	0	0	0	0	0	79	1
DE		68	-2	11	-3	4	0	1	0	6	1	9	3	0	0	1	1	83	-5
EE		62	-1	13	2	6	-1	2	-3	7	1	9	1	0	0	1	1	81	0
IE		76	-5	12	2	4	1	1	0	3	0	4	2	0	0	0	0	92	-2
EL		83	5	9	0	4	2	1	0	2	-3	1	-4	0	0	0	0	96	7
ES		73	-4	9	-1	4	1	1	0	6	3	7	1	0	0	0	0	86	-4
FR		69	-4	10	2	4	0	2	1	4	1	11	0	0	0	0	0	83	-2
HR		86	1	7	1	3	0	1	0	1	-2	2	1	0	0	0	-1	96	2
IT		86	-2	9	1	2	0	1	1	1	0	1	0	0	0	0	0	97	-1
CY		79	3	9	-1	1	-2	1	0	6	1	4	-1	0	0	0	0	89	0
LV		64	4	9	1	4	-3	2	-3	7	0	12	-1	1	1	1	1	77	2
LT		69	-8	12	3	6	2	2	1	3	0	8	2	0	0	0	0	87	-3
LU		57	2	15	-4	5	-1	2	-2	9	2	11	2	1	1	0	0	77	-3
HU		74	-1	13	1	4	0	2	0	3	1	4	-1	0	0	0	0	91	0
MT		69	2	14	1	7	0	1	-3	2	-2	7	2	0	0	0	0	90	3
NL		62	-8	13	0	6	3	2	0	5	1	12	5	0	-1	0	0	81	-5
AT		76	-3	15	4	4	0	1	0	2	0	2	-1	0	0	0	0	95	1
PL		81	-3	13	5	2	0	0	-1	1	-2	2	0	0	0	1	1	96	2
PT		89	1	6	0	2	0	0	-1	1	-1	2	1	0	0	0	0	97	1
RO		87	-1	8	3	2	-1	1	0	0	-1	2	0	0	0	0	0	97	1
SI		60	-3	14	2	8	0	3	0	8	0	7	1	0	0	0	0	82	-1
SK		70	-4	13	2	5	-1	3	1	4	2	5	1	0	0	0	-1	88	-3
FI		62	-5	12	2	6	0	4	0	8	1	8	2	0	0	0	0	80	-3
SE		59	-1	10	0	6	1	5	-1	7	-1	13	2	0	0	0	0	75	0

Standard Eurobarometer 98
Public opinion in the European Union
Winter 2022-2023

QF3.2 Could you tell to what extent you...?
Watch television via the Internet (%)

		Everyday/ Almost everyday		Two or three times a week		About once a week		Two or three times a month		Less often		Never		No access to this medium (SPONTANEOUS)		Don't know		At least once a week	
		Jan/Feb 2023	Diff. Jan/Feb 2023 - Jan/Feb 2022	Jan/Feb 2023	Diff. Jan/Feb 2023 - Jan/Feb 2022	Jan/Feb 2023	Diff. Jan/Feb 2023 - Jan/Feb 2022	Jan/Feb 2023	Diff. Jan/Feb 2023 - Jan/Feb 2022	Jan/Feb 2023	Diff. Jan/Feb 2023 - Jan/Feb 2022	Jan/Feb 2023	Diff. Jan/Feb 2023 - Jan/Feb 2022	Jan/Feb 2023	Diff. Jan/Feb 2023 - Jan/Feb 2022	Jan/Feb 2023	Diff. Jan/Feb 2023 - Jan/Feb 2022	Jan/Feb 2023	Diff. Jan/Feb 2023 - Jan/Feb 2022
EU27		18	1	11	0	7	1	4	0	11	0	47	-1	1	-1	1	0	36	2
BE		21	2	13	1	11	2	6	1	10	-7	37	0	2	1	0	0	45	5
BG		9	4	11	4	10	0	7	1	14	-1	46	-7	2	0	1	-1	30	8
CZ		14	0	8	-2	8	-2	5	-4	15	-11	46	15	1	1	3	3	30	-4
DK		40	12	19	2	9	0	5	-4	7	-9	19	-2	1	1	0	0	68	14
DE		19	-4	14	0	6	0	4	1	14	2	41	2	1	-1	1	0	39	-4
EE		16	5	10	-3	8	-4	6	-8	18	-9	38	15	3	3	1	1	34	-2
IE		33	-1	21	5	7	0	3	1	10	1	24	-7	1	1	1	0	61	4
EL		9	-2	8	-1	7	0	5	-1	13	-2	56	7	2	-1	0	0	24	-3
ES		17	2	9	0	5	1	3	-1	10	-2	54	0	2	0	0	0	31	3
FR		17	1	8	3	5	1	2	-2	8	0	58	-3	1	0	1	0	30	5
HR		29	2	8	1	7	1	4	0	12	-3	38	2	2	-3	0	0	44	4
IT		17	0	15	4	7	2	4	0	8	1	47	-5	1	-2	1	0	39	6
CY		34	4	17	1	8	2	6	2	7	0	23	-8	4	-2	1	1	59	7
LV		35	12	10	2	6	-4	5	-3	8	-5	33	-2	2	0	1	0	51	10
LT		20	4	12	1	7	0	3	0	7	-1	47	-3	3	-1	1	0	39	5
LU		37	15	13	-4	7	-1	3	-3	11	-3	27	-6	2	2	0	0	57	10
HU		14	3	7	0	6	0	5	-1	9	0	57	-3	2	1	0	0	27	3
MT		42	9	23	11	5	-6	2	-2	5	-6	22	-2	1	-3	0	-1	70	14
NL		23	4	16	2	9	0	7	-1	16	1	29	-6	0	0	0	0	48	6
AT		24	4	14	-1	10	1	6	1	9	0	31	0	5	-2	1	-3	48	4
PL		12	3	6	0	5	0	6	1	14	1	55	-4	1	-1	1	0	23	3
PT		11	1	5	-5	5	0	2	-1	7	-8	66	11	3	1	1	1	21	-4
RO		16	4	9	1	6	1	2	0	4	-1	60	-4	2	-2	1	1	31	6
SI		17	6	12	4	10	2	4	0	14	-9	42	-3	1	0	0	0	39	12
SK		19	6	14	6	10	2	5	-5	12	-2	39	-6	1	0	0	-1	43	14
FI		28	2	22	2	14	4	6	-5	10	-5	19	2	1	0	0	0	64	8
SE		37	4	18	-1	11	1	8	-1	12	-2	14	-1	0	0	0	0	66	4

Standard Eurobarometer 98
Public opinion in the European Union
Winter 2022-2023

QF3.3 Could you tell to what extent you...?
Listen to the radio (%)

		Everyday/ Almost everyday		Two or three times a week		About once a week		Two or three times a month		Less often		Never		No access to this medium (SPONTANEOUS)		Don't know		At least once a week	
		Jan/ Feb 2023	Diff. Jan/ Feb 2023 - Jan/ Feb 2022	Jan/ Feb 2023	Diff. Jan/ Feb 2023 - Jan/ Feb 2022	Jan/ Feb 2023	Diff. Jan/ Feb 2023 - Jan/ Feb 2022	Jan/ Feb 2023	Diff. Jan/ Feb 2023 - Jan/ Feb 2022	Jan/ Feb 2023	Diff. Jan/ Feb 2023 - Jan/ Feb 2022	Jan/ Feb 2023	Diff. Jan/ Feb 2023 - Jan/ Feb 2022	Jan/ Feb 2023	Diff. Jan/ Feb 2023 - Jan/ Feb 2022	Jan/ Feb 2023	Diff. Jan/ Feb 2023 - Jan/ Feb 2022	Jan/ Feb 2023	Diff. Jan/ Feb 2023 - Jan/ Feb 2022
EU27		41	-2	19	0	9	0	5	1	8	-1	18	2	0	0	0	0	69	-2
BE		51	-1	18	-3	11	3	5	2	7	-2	8	1	0	0	0	0	80	-1
BG		25	-2	23	-2	16	4	6	0	11	-4	17	3	1	1	1	0	64	0
CZ		36	-5	21	1	10	-1	5	-2	13	-1	12	5	0	0	3	3	67	-5
DK		52	0	15	1	10	2	6	-1	6	-5	10	2	0	0	1	1	77	3
DE		54	-4	15	-1	6	1	3	0	9	1	12	2	0	0	1	1	75	-4
EE		50	-2	20	2	7	-1	3	-3	10	0	9	3	0	0	1	1	77	-1
IE		54	-12	24	7	6	1	3	1	7	3	6	1	0	0	0	-1	84	-4
EL		30	-3	28	4	14	2	6	1	14	-1	8	-3	0	0	0	0	72	3
ES		29	3	17	-2	7	-1	5	1	10	-5	30	3	2	1	0	0	53	0
FR		43	-5	14	3	6	0	2	0	6	1	28	1	0	-1	1	1	63	-2
HR		48	-1	16	-1	14	4	5	0	10	-2	6	-1	1	1	0	0	78	2
IT		33	-1	22	0	13	1	7	2	8	0	17	0	0	-1	0	-1	68	0
CY		45	0	20	0	7	-5	3	0	10	3	14	2	1	0	0	0	72	-5
LV		49	6	12	-2	7	-4	5	0	8	0	17	0	1	0	1	0	68	0
LT		35	-6	23	1	8	0	4	1	6	0	24	5	0	-1	0	0	66	-5
LU		50	-7	15	-3	8	1	4	-1	12	5	11	5	0	0	0	0	73	-9
HU		36	3	21	-1	10	-1	6	0	7	0	20	0	0	-1	0	0	67	1
MT		52	10	15	0	9	1	2	-4	5	-8	16	0	0	0	1	1	76	11
NL		49	-4	16	-1	7	-2	5	2	9	1	14	4	0	0	0	0	72	-7
AT		51	2	20	-3	10	-2	5	1	6	0	8	2	0	0	0	0	81	-3
PL		32	-5	32	5	16	1	5	-1	4	-1	10	0	1	1	0	0	80	1
PT		38	-1	18	1	10	3	4	1	8	-4	21	-1	0	0	1	1	66	3
RO		20	-1	17	-5	17	7	7	3	5	-1	33	-2	0	-2	1	1	54	1
SI		58	0	15	1	8	1	3	1	8	-4	8	1	0	0	0	0	81	2
SK		57	1	18	0	5	0	3	-1	8	3	9	-2	0	-1	0	0	80	1
FI		46	-4	15	-1	11	1	7	0	12	2	9	2	0	0	0	0	72	-4
SE		48	-2	19	3	9	-2	5	-3	9	0	10	4	0	0	0	0	76	-1

Standard Eurobarometer 98
Public opinion in the European Union
Winter 2022-2023

QF3.4 Could you tell to what extent you...?
Listen to podcasts (%)

		Everyday/ Almost everyday		Two or three times a week		About once a week		Two or three times a month		Less often		Never		No access to this medium (SPONTANEOUS)		Don't know		At least once a week	
		Jan/Feb 2023	Diff. Jan/Feb 2023 - Jan/Feb 2022	Jan/Feb 2023	Diff. Jan/Feb 2023 - Jan/Feb 2022	Jan/Feb 2023	Diff. Jan/Feb 2023 - Jan/Feb 2022	Jan/Feb 2023	Diff. Jan/Feb 2023 - Jan/Feb 2022	Jan/Feb 2023	Diff. Jan/Feb 2023 - Jan/Feb 2022	Jan/Feb 2023	Diff. Jan/Feb 2023 - Jan/Feb 2022	Jan/Feb 2023	Diff. Jan/Feb 2023 - Jan/Feb 2022	Jan/Feb 2023	Diff. Jan/Feb 2023 - Jan/Feb 2022	Jan/Feb 2023	Diff. Jan/Feb 2023 - Jan/Feb 2022
EU27		8	2	9	1	9	1	6	0	12	-1	53	-2	2	-1	1	0	26	4
BE		8	2	9	2	10	3	8	0	15	-7	48	-1	2	1	0	0	27	7
BG		6	4	11	5	10	1	8	2	10	-2	51	-9	2	0	2	-1	27	10
CZ		9	-2	10	-2	11	-2	7	-2	18	-8	39	10	2	2	4	4	30	-6
DK		19	7	14	2	9	-1	7	-1	14	-8	36	0	1	1	0	0	42	8
DE		8	2	12	2	9	0	6	0	15	-1	48	-1	1	-2	1	0	29	4
EE		7	1	8	0	7	-2	9	1	14	-14	50	9	3	3	2	2	22	-1
IE		17	-1	18	3	11	0	7	1	13	1	32	-4	1	0	1	0	46	2
EL		1	-1	3	0	5	-1	6	1	12	-3	67	4	3	0	3	0	9	-2
ES		7	3	7	1	6	1	4	-1	12	0	58	-7	4	2	2	1	20	5
FR		6	2	7	2	8	2	4	-1	9	3	64	-6	1	-1	1	-1	21	6
HR		14	4	7	-1	11	3	10	1	14	-2	42	-1	1	-4	1	0	32	6
IT		6	-1	7	0	10	4	6	1	10	1	58	-2	2	-2	1	-1	23	3
CY		14	8	7	4	3	-1	3	-1	10	-1	52	-6	6	-5	5	2	24	11
LV		15	9	11	3	9	1	6	-1	10	-6	45	-8	2	2	2	0	35	13
LT		11	3	11	-1	8	2	3	0	8	0	54	-1	3	-2	2	-1	30	4
LU		10	2	13	3	8	-2	5	0	17	-2	44	-1	1	0	2	0	31	3
HU		9	2	9	0	9	3	7	1	10	2	55	-7	1	-1	0	0	27	5
MT		25	19	14	6	10	1	5	-1	9	-11	36	-11	1	-3	0	0	49	26
NL		13	7	11	2	9	1	8	-1	15	1	44	-9	0	-1	0	0	33	10
AT		10	4	10	2	9	-2	10	2	14	1	42	0	4	-2	1	-5	29	4
PL		7	1	10	2	9	1	8	-1	12	-2	52	0	2	-1	0	0	26	4
PT		6	2	13	5	8	2	5	1	6	-12	57	2	2	-1	3	1	27	9
RO		6	-1	9	-3	12	1	8	4	6	1	56	-1	2	-2	1	1	27	-3
SI		9	3	8	1	9	1	7	1	14	-5	52	0	1	0	0	-1	26	5
SK		15	7	14	6	13	3	8	-3	12	-4	37	-8	0	-1	1	0	42	16
FI		9	4	8	1	10	1	10	-2	17	-5	44	0	1	1	1	0	27	6
SE		17	2	16	3	12	0	10	0	17	-5	28	0	0	0	0	0	45	5

Standard Eurobarometer 98
Public opinion in the European Union
Winter 2022-2023

QF3.5 Could you tell to what extent you...?
Read the written press (%)

		Everyday/ Almost everyday		Two or three times a week		About once a week		Two or three times a month		Less often		Never		No access to this medium (SPONTANEOUS)		Don't know		At least once a week	
		Jan/	Feb 2023	Jan/	Feb 2023	Jan/	Feb 2023	Jan/	Feb 2023	Jan/	Feb 2023	Jan/	Feb 2023	Jan/	Feb 2023	Jan/	Feb 2023	Jan/	Feb 2023
		Diff. Jan/		Diff. Jan/		Diff. Jan/		Diff. Jan/		Diff. Jan/		Diff. Jan/		Diff. Jan/		Diff. Jan/		Diff. Jan/	
EU27		18	-3	14	0	13	0	8	0	14	-1	31	3	1	0	1	1	45	-3
BE		28	0	12	-3	13	2	10	2	13	-3	23	1	1	1	0	0	53	-1
BG		6	2	10	1	15	-3	12	-1	18	-1	37	2	1	0	1	0	31	0
CZ		8	-3	14	4	17	2	9	-1	23	-13	25	7	1	1	3	3	39	3
DK		32	-4	9	-2	7	-2	6	1	11	-7	34	13	0	0	1	1	48	-8
DE		28	-7	18	2	11	-1	6	0	17	2	19	3	0	0	1	1	57	-6
EE		18	-8	17	2	17	2	10	-5	20	-1	17	9	1	1	0	0	52	-4
IE		19	-5	22	2	14	-1	7	1	13	0	25	5	0	-1	0	-1	55	-4
EL		5	1	7	-3	11	-1	8	-3	28	-2	40	8	1	0	0	0	23	-3
ES		12	-1	12	-1	11	1	6	1	15	-2	41	0	2	1	1	1	35	-1
FR		17	-1	12	0	13	2	5	-2	9	-2	42	3	1	0	1	0	42	1
HR		17	3	13	-2	15	-1	9	-2	23	3	21	-1	2	0	0	0	45	0
IT		13	-4	16	1	16	2	10	1	13	-2	31	3	1	0	0	-1	45	-1
CY		16	9	9	2	8	-3	7	3	11	-1	45	-10	3	-1	1	1	33	8
LV		16	8	15	0	15	1	8	-3	13	-6	31	-1	1	1	1	0	46	9
LT		8	-6	16	-5	12	-5	6	0	9	-1	47	16	1	0	1	1	36	-16
LU		40	5	17	-5	8	-3	4	-3	12	0	19	6	0	0	0	0	65	-3
HU		12	-1	10	1	12	1	11	-1	13	0	41	1	1	-1	0	0	34	1
MT		26	14	8	0	7	-3	6	0	6	-13	46	9	1	-7	0	0	41	11
NL		43	-5	11	0	10	0	5	1	9	0	22	4	0	0	0	0	64	-5
AT		37	2	17	-5	16	-3	8	2	9	2	13	3	0	-1	0	0	70	-6
PL		5	-2	11	-3	15	-1	14	-3	18	5	36	6	1	-1	0	-1	31	-6
PT		10	-2	12	-4	20	8	8	0	16	-9	32	6	1	0	1	1	42	2
RO		4	-1	9	-4	15	2	10	2	10	-3	50	4	1	-1	1	1	28	-3
SI		17	-4	12	-2	17	5	10	4	16	-7	27	3	1	1	0	0	46	-1
SK		16	0	14	0	19	3	9	-2	16	3	26	-3	0	-1	0	0	49	3
FI		46	-5	14	0	13	1	8	0	10	1	9	3	0	0	0	0	73	-4
SE		44	5	13	-1	11	-1	9	-3	13	-2	10	2	0	0	0	0	68	3

Standard Eurobarometer 98
Public opinion in the European Union
Winter 2022-2023

QF3.6 Could you tell to what extent you...?
Read news on the Internet (%)

		Everyday/ Almost everyday		Two or three times a week		About once a week		Two or three times a month		Less often		Never		No access to this medium (SPONTANEOUS)		Don't know		At least once a week	
		Jan/ Feb 2023	Diff. Jan/ Feb 2023 - Jan/ Feb 2022	Jan/ Feb 2023	Diff. Jan/ Feb 2023 - Jan/ Feb 2022	Jan/ Feb 2023	Diff. Jan/ Feb 2023 - Jan/ Feb 2022	Jan/ Feb 2023	Diff. Jan/ Feb 2023 - Jan/ Feb 2022	Jan/ Feb 2023	Diff. Jan/ Feb 2023 - Jan/ Feb 2022	Jan/ Feb 2023	Diff. Jan/ Feb 2023 - Jan/ Feb 2022	Jan/ Feb 2023	Diff. Jan/ Feb 2023 - Jan/ Feb 2022	Jan/ Feb 2023	Diff. Jan/ Feb 2023 - Jan/ Feb 2022	Jan/ Feb 2023	Diff. Jan/ Feb 2023 - Jan/ Feb 2022
EU27		44	2	19	1	7	0	3	0	4	-1	21	-1	1	-1	1	0	70	3
BE		42	-2	22	1	12	3	4	1	6	-2	13	-1	1	0	0	0	76	2
BG		35	8	24	0	10	0	3	0	3	-2	22	-6	2	0	1	0	69	8
CZ		56	-19	18	5	6	1	2	0	3	-1	11	10	1	1	3	3	80	-13
DK		66	2	12	-4	6	1	2	-1	3	-2	9	2	1	1	1	1	84	-1
DE		39	-3	21	4	6	-1	2	-1	7	-1	23	3	1	-1	1	0	66	0
EE		56	-22	17	7	7	2	2	-1	3	0	13	12	2	2	0	0	80	-13
IE		43	-5	26	5	7	2	2	0	5	1	16	-2	1	0	0	-1	76	2
EL		52	3	15	-2	5	0	1	-1	2	-1	23	2	2	-1	0	0	72	1
ES		46	6	18	-3	6	1	2	-1	3	-1	23	-3	2	1	0	0	70	4
FR		38	3	18	0	8	0	2	-1	4	0	28	-1	1	-1	1	0	64	3
HR		55	3	13	-2	9	1	3	0	4	-2	14	1	2	-1	0	0	77	2
IT		41	5	22	-1	8	-1	4	2	4	0	20	-3	1	-1	0	-1	71	3
CY		46	8	21	-2	6	-1	2	-1	3	-1	17	-2	4	-2	1	1	73	5
LV		61	-2	13	-2	4	-2	2	0	2	0	15	4	2	1	1	1	78	-6
LT		59	7	16	-1	4	0	1	-1	1	-1	17	-1	2	-2	0	-1	79	6
LU		62	8	15	-7	4	-4	2	-1	5	0	9	1	2	2	1	1	81	-3
HU		50	5	18	-2	6	-2	2	-1	2	0	21	0	1	0	0	0	74	1
MT		64	4	17	2	1	-5	1	0	2	0	15	3	0	-4	0	0	82	1
NL		70	5	12	-1	5	0	2	-1	4	-1	7	-2	0	0	0	0	87	4
AT		37	1	19	1	8	-1	5	1	8	2	19	1	3	-4	1	-1	64	1
PL		40	-4	23	3	11	4	2	-1	5	1	18	-3	1	0	0	0	74	3
PT		29	-10	12	-1	8	4	2	-1	5	-2	40	9	3	1	1	0	49	-7
RO		31	12	18	-3	11	-2	4	0	2	-2	31	-5	2	-1	1	1	60	7
SI		46	-4	18	0	9	1	4	2	5	-3	17	4	1	0	0	0	73	-3
SK		44	0	20	3	5	0	3	0	4	-1	24	0	0	-1	0	-1	69	3
FI		69	-1	14	3	5	0	2	-1	2	-1	8	1	0	-1	0	0	88	2
SE		73	4	12	0	5	0	2	-1	3	-1	5	-1	0	-1	0	0	90	4

Standard Eurobarometer 98
Public opinion in the European Union
Winter 2022-2023

QF3.7 Could you tell to what extent you...?
Use online social networks (%)

		Everyday/ Almost everyday		Two or three times a week		About once a week		Two or three times a month		Less often		Never		No access to this medium (SPONTANEOUS)		Don't know		At least once a week	
		Jan/	Diff.	Jan/	Diff.	Jan/	Diff.	Jan/	Diff.	Jan/	Diff.	Jan/	Diff.	Jan/	Diff.	Jan/	Diff.	Jan/	Diff.
		Feb 2023	Jan/	Feb 2023	Jan/	Feb 2023	Jan/	Feb 2023	Jan/	Feb 2023	Jan/	Feb 2023	Jan/	Feb 2023	Jan/	Feb 2023	Jan/	Feb 2023	Jan/
EU27		47	3	14	1	6	0	2	0	4	-1	25	-2	1	1	1	1	67	4
BE		51	4	18	1	8	1	2	0	4	-3	16	-3	1	1	0	0	77	6
BG		57	6	15	3	3	-1	1	-1	1	-1	20	-6	2	2	1	1	75	8
CZ		49	-2	12	-1	5	-1	2	1	7	-5	21	4	1	1	3	3	66	-4
DK		70	4	11	2	3	-1	2	-1	3	-2	10	-2	1	1	0	0	84	5
DE		34	-4	18	5	6	0	4	2	7	-1	29	-1	1	1	1	1	58	1
EE		56	-13	12	2	5	0	2	1	4	-1	17	7	3	3	1	1	73	-11
IE		52	1	19	3	4	0	2	0	4	0	17	-5	1	1	1	1	75	4
EL		59	5	8	-1	3	-1	1	0	2	-1	25	0	2	2	0	0	70	3
ES		52	7	12	0	4	-1	2	0	3	-1	26	-3	1	1	0	0	68	6
FR		43	4	11	0	4	0	1	0	4	1	35	-3	1	1	1	1	58	4
HR		59	5	10	0	7	1	2	0	3	-2	18	-1	1	1	0	0	76	6
IT		44	4	17	1	8	0	2	-1	3	0	24	-4	1	1	1	1	69	5
CY		64	12	11	-5	2	-1	1	0	2	0	15	-4	4	4	1	1	77	6
LV		58	-4	9	0	5	1	2	0	3	0	20	2	2	2	1	1	72	-3
LT		64	8	9	-2	2	0	0	-1	1	0	22	-2	2	2	0	0	75	6
LU		52	0	12	-4	5	1	3	0	8	2	17	-1	3	3	0	0	69	-3
HU		55	7	11	-2	6	-1	2	-1	2	0	23	-2	1	1	0	0	72	4
MT		68	-3	16	8	1	-1	1	0	1	-1	13	1	0	0	0	0	85	4
NL		59	7	11	2	5	-2	2	-1	7	-1	16	-6	0	0	0	0	75	7
AT		42	2	16	-1	9	3	4	1	5	-1	20	0	3	3	1	1	67	4
PL		47	3	19	4	6	0	3	0	3	-1	21	-4	1	1	0	0	72	7
PT		53	-5	10	1	6	3	1	-1	1	-3	25	2	3	3	1	1	69	-1
RO		52	6	11	-4	5	-3	2	0	1	-1	26	1	2	2	1	1	68	-1
SI		49	3	12	-1	6	-1	2	0	5	-3	25	2	1	1	0	0	67	1
SK		55	9	13	-2	3	-2	2	0	3	-1	23	-3	1	1	0	0	71	5
FI		62	3	10	0	4	-1	3	1	3	-2	17	0	1	1	0	0	76	2
SE		72	11	8	-3	5	0	1	-1	4	-1	10	-5	0	0	0	0	85	8





























Standard Eurobarometer 98
Public opinion in the European Union
Winter 2022-2023

QF3R Watch TV on a TV set + via the Internet
 (%)

		Every day or almost		Two or three times a week		About once a week		Two or three times a month		Less often		Never		No access to this medium (SPONTANEOUS)		Don't know		At least once a week	
		Jan/ Feb 2023	Diff. Jan/ Feb 2023 - Jan/ Feb 2022	Jan/ Feb 2023	Diff. Jan/ Feb 2023 - Jan/ Feb 2022	Jan/ Feb 2023	Diff. Jan/ Feb 2023 - Jan/ Feb 2022	Jan/ Feb 2023	Diff. Jan/ Feb 2023 - Jan/ Feb 2022	Jan/ Feb 2023	Diff. Jan/ Feb 2023 - Jan/ Feb 2022	Jan/ Feb 2023	Diff. Jan/ Feb 2023 - Jan/ Feb 2022	Jan/ Feb 2023	Diff. Jan/ Feb 2023 - Jan/ Feb 2022	Jan/ Feb 2023	Diff. Jan/ Feb 2023 - Jan/ Feb 2022	Jan/ Feb 2023	Diff. Jan/ Feb 2023 - Jan/ Feb 2022
EU27		80	-1	11	1	9	6	5	4	13	11	50	48	2	2	1	1	93	-1
BE		76	-5	16	5	15	12	7	6	13	11	40	38	2	2	0	0	96	2
BG		92	3	6	0	11	8	8	8	15	14	46	46	2	2	1	1	98	0
CZ		71	8	14	-3	9	1	6	2	20	14	49	46	1	1	3	3	88	1
DK		78	-1	13	3	14	11	8	5	12	9	29	26	1	1	0	0	95	4
DE		75	-3	13	-1	9	6	5	4	17	14	48	46	1	1	1	1	91	-3
EE		67	1	14	0	12	5	8	3	23	18	43	40	3	3	1	1	87	0
IE		85	0	11	1	11	9	4	4	12	11	27	26	1	1	1	1	97	0
EL		84	3	9	1	10	9	6	5	14	9	56	52	2	2	0	0	97	7
ES		79	-3	9	-1	8	5	4	3	14	12	56	54	3	3	0	0	91	-4
FR		73	-4	11	3	7	3	3	1	11	8	61	55	1	1	1	1	88	-1
HR		89	2	6	0	9	6	5	5	13	10	39	38	2	2	0	0	98	2
IT		90	-1	9	1	9	8	5	5	9	9	47	47	1	1	1	1	99	0
CY		84	0	8	-2	9	8	7	7	12	10	25	22	4	4	1	1	94	-1
LV		74	7	8	-2	8	0	7	3	13	8	40	33	3	3	1	1	85	1
LT		75	-6	13	4	12	9	5	4	9	7	52	48	3	3	1	1	92	-1
LU		68	6	15	-6	10	5	4	1	17	12	34	30	3	3	0	0	88	0
HU		76	-1	13	0	9	5	7	6	10	8	58	54	2	2	0	0	93	0
MT		83	8	11	0	10	4	3	1	7	4	28	26	1	1	0	0	96	4
NL		71	-4	14	0	14	11	9	6	19	15	39	37	0	0	0	0	90	-1
AT		83	-3	13	3	13	11	7	6	10	9	33	32	5	5	1	1	98	1
PL		85	-1	10	3	7	4	6	5	15	14	56	54	1	1	1	1	97	1
PT		91	1	6	0	6	4	3	2	7	6	66	65	3	3	1	1	98	0
RO		88	-2	7	2	7	6	3	2	4	3	60	58	2	2	1	1	97	0
SI		63	-3	16	3	15	8	6	4	18	10	45	41	1	1	0	0	86	0
SK		76	1	14	1	14	9	7	6	14	12	42	40	1	1	0	0	94	1
FI		75	-2	13	0	19	15	10	8	17	15	26	25	1	1	0	0	93	-1
SE		74	0	13	0	16	12	12	8	17	14	26	24	0	0	0	0	93	2

Standard Eurobarometer 98
Public opinion in the European Union
Winter 2022-2023

C4 Media use index
(%)

		Very high		High		Poor		None	
		Jan/Feb 2023	Diff. Jan/Feb 2023 - Jan/Feb 2022	Jan/Feb 2023	Diff. Jan/Feb 2023 - Jan/Feb 2022	Jan/Feb 2023	Diff. Jan/Feb 2023 - Jan/Feb 2022	Jan/Feb 2023	Diff. Jan/Feb 2023 - Jan/Feb 2022
EU27		25	1	42	0	27	-1	6	0
BE		30	0	49	3	19	-3	2	0
BG		22	8	45	-1	24	-9	9	2
CZ		24	-5	49	-8	21	8	6	5
DK		47	2	39	-4	13	2	1	0
DE		26	-4	45	5	25	-3	4	2
EE		27	-13	48	-2	23	13	2	2
IE		44	0	39	2	16	-2	1	0
EL		15	-3	53	9	24	-6	8	0
ES		19	4	39	-3	32	-1	10	0
FR		16	4	37	-4	39	1	8	-1
HR		39	8	39	-5	19	-3	3	0
IT		28	3	40	2	23	-4	9	-1
CY		31	5	40	2	23	-7	6	0
LV		34	9	38	-9	24	-1	4	1
LT		22	-2	45	3	30	0	3	-1
LU		38	3	44	-6	17	3	1	0
HU		20	4	45	1	30	-5	5	0
MT		44	18	36	-18	18	-1	2	1
NL		39	3	48	0	12	-3	1	0
AT		35	3	38	-2	26	-1	1	0
PL		20	2	47	-3	30	3	3	-2
PT		17	-7	43	4	27	1	13	2
RO		22	4	28	-2	37	-2	13	0
SI		26	2	44	-2	28	1	2	-1
SK		36	8	37	0	24	-6	3	-2
FI		47	-1	40	0	12	1	1	0
SE		56	6	37	-4	7	-1	0	-1

Standard Eurobarometer 98
Public opinion in the European Union
Winter 2022-2023

QF4a Where do you get most of your news on European political matters? Firstly?
 (%)

		Television (generalist channels)		Television (news channels)		The written press		Radio		Information websites (websites from newspapers, news magazines, etc.)		Podcasts		Online social networks	
		Jan/Feb 2023	Diff. Jan/Feb 2023 - Jan/Feb 2022	Jan/Feb 2023	Diff. Jan/Feb 2023 - Jan/Feb 2022	Jan/Feb 2023	Diff. Jan/Feb 2023 - Jan/Feb 2022	Jan/Feb 2023	Diff. Jan/Feb 2023 - Jan/Feb 2022	Jan/Feb 2023	Diff. Jan/Feb 2023 - Jan/Feb 2022	Jan/Feb 2023	Diff. Jan/Feb 2023 - Jan/Feb 2022	Jan/Feb 2023	Diff. Jan/Feb 2023 - Jan/Feb 2022
EU27		33	1	22	-1	5	-2	6	0	18	1	1	0	10	1
BE		30	-1	20	-2	11	-1	6	0	16	-2	1	0	12	4
BG		42	-9	23	2	1	0	1	0	10	2	1	1	13	3
CZ		29	16	19	-4	2	0	2	-3	31	-16	1	-1	7	1
DK		13	-3	37	2	7	-4	7	0	20	2	3	1	10	1
DE		33	2	22	0	6	-5	8	1	15	-1	1	0	12	2
EE		26	12	22	-5	3	-2	6	-2	22	-9	1	1	15	2
IE		23	1	23	-1	4	-2	10	-4	21	3	2	1	14	2
EL		31	2	17	0	2	-1	2	0	27	-1	0	0	14	1
ES		36	0	16	-1	3	-2	6	1	18	1	1	1	10	2
FR		29	-7	19	3	8	1	9	-2	17	5	1	0	9	0
HR		39	-6	20	3	2	0	2	0	18	2	0	0	13	1
IT		47	3	20	-2	4	0	2	1	15	2	0	0	7	-1
CY		32	0	20	-1	1	0	1	0	20	7	1	1	19	-4
LV		15	-2	33	8	1	0	6	-1	23	-8	0	-1	18	4
LT		27	-2	20	0	1	0	3	-1	25	-2	2	1	16	3
LU		15	-4	19	7	12	-2	7	-5	36	6	1	0	7	-3
HU		29	-1	18	-5	1	0	2	-2	34	8	1	0	10	-2
MT		19	0	21	7	7	5	3	1	27	-3	1	1	19	-8
NL		14	-2	20	-2	23	-3	6	2	25	-1	2	1	9	5
AT		27	-4	22	0	9	-1	6	0	16	0	3	2	9	0
PL		31	6	30	-3	1	0	3	-1	21	1	1	0	9	-2
PT		45	-1	35	6	2	-1	2	-1	8	-2	0	0	4	0
RO		41	9	35	-5	1	-1	1	-1	6	-1	1	-1	9	3
SI		22	1	23	-8	2	-1	9	3	19	0	1	0	13	3
SK		26	-4	18	-2	1	-1	7	2	23	2	2	2	13	1
FI		26	3	17	-9	10	-2	4	0	34	6	1	0	6	1
SE		9	-1	36	0	10	-2	11	0	28	5	1	0	4	-1





























Standard Eurobarometer 98
Public opinion in the European Union
Winter 2022-2023

QF4a Where do you get most of your news on European political matters? Firstly?
 (%)

		Blogs		Video hosting websites		Other (SPONTANEOUS)		You do not look for news on European political matters (SPONTANEOUS)		Don't know		Total 'The Internet'	
		Jan/Feb 2023	Diff. Jan/Feb 2023 - Jan/Feb 2022	Jan/Feb 2023	Diff. Jan/Feb 2023 - Jan/Feb 2022	Jan/Feb 2023	Diff. Jan/Feb 2023 - Jan/Feb 2022	Jan/Feb 2023	Diff. Jan/Feb 2023 - Jan/Feb 2022	Jan/Feb 2023	Diff. Jan/Feb 2023 - Jan/Feb 2022	Jan/Feb 2023	Diff. Jan/Feb 2023 - Jan/Feb 2022
EU27		0	0	1	0	0	0	4	0	0	0	30	2
BE		0	0	1	0	0	0	3	2	0	0	30	2
BG		1	0	0	0	0	0	8	2	0	-1	25	6
CZ		0	0	2	0	0	0	5	5	2	2	41	-16
DK		0	0	0	0	1	0	1	0	1	1	33	4
DE		0	0	1	1	0	-1	2	1	0	0	29	2
EE		0	-1	1	0	1	1	3	3	0	0	39	-7
IE		0	-1	0	0	0	0	3	2	0	-1	37	5
EL		3	-1	1	0	0	0	3	0	0	0	45	-1
ES		0	0	2	0	0	0	8	-1	0	-1	31	4
FR		0	0	1	0	0	0	6	0	1	0	28	5
HR		0	0	3	0	0	0	3	0	0	0	34	3
IT		1	1	1	-1	0	0	3	-3	0	0	24	1
CY		2	1	1	0	0	0	3	-3	0	-1	43	5
LV		0	-1	1	0	1	0	2	1	0	0	42	-6
LT		3	2	0	0	1	0	2	-1	0	0	46	4
LU		0	-1	1	0	0	0	2	2	0	0	45	2
HU		0	-1	0	-1	0	0	5	4	0	0	45	4
MT		2	1	0	-1	0	-2	1	-1	0	0	49	-10
NL		0	0	0	0	0	0	1	0	0	0	36	5
AT		0	0	0	-1	0	0	8	5	0	-1	28	1
PL		0	0	1	0	0	0	2	-1	1	0	32	-1
PT		0	0	0	0	0	0	4	0	0	-1	12	-2
RO		0	0	1	0	0	0	5	-2	0	-1	17	1
SI		1	0	1	-1	0	-1	9	4	0	0	35	2
SK		1	0	3	-1	0	0	6	2	0	-1	42	4
FI		0	0	1	1	0	0	1	0	0	0	42	8
SE		0	0	1	0	0	-1	0	0	0	0	34	4





























Standard Eurobarometer 98
Public opinion in the European Union
Winter 2022-2023

QF4b And then? (MULTIPLE ANSWERS POSSIBLE)
 (%)

		Television (generalist channels)		Television (news channels)		The written press		Radio		Information websites (websites from newspapers, news magazines, etc.)		Podcasts		Online social networks	
		Jan/Feb 2023	Diff. Jan/Feb 2023 - Jan/Feb 2022	Jan/Feb 2023	Diff. Jan/Feb 2023 - Jan/Feb 2022	Jan/Feb 2023	Diff. Jan/Feb 2023 - Jan/Feb 2022	Jan/Feb 2023	Diff. Jan/Feb 2023 - Jan/Feb 2022	Jan/Feb 2023	Diff. Jan/Feb 2023 - Jan/Feb 2022	Jan/Feb 2023	Diff. Jan/Feb 2023 - Jan/Feb 2022	Jan/Feb 2023	Diff. Jan/Feb 2023 - Jan/Feb 2022
EU27		27	1	29	-1	21	-1	29	0	23	0	5	1	20	3
BE		23	1	29	5	21	-3	36	1	25	-1	4	2	18	4
BG		31	5	34	5	16	-2	27	4	23	4	3	1	29	-2
CZ		22	0	31	-2	19	1	28	-2	30	-5	11	0	19	0
DK		31	10	32	8	21	-2	41	8	26	2	11	4	33	15
DE		28	-1	28	-1	29	0	41	-3	19	-3	7	1	18	3
EE		23	-3	21	-3	25	-3	42	0	20	-5	4	1	24	0
IE		24	0	26	-3	24	-1	33	-3	22	5	7	0	22	5
EL		31	1	36	2	15	-3	22	1	24	2	4	1	34	5
ES		20	0	26	-3	15	-1	22	0	21	-1	2	0	21	4
FR		26	1	21	-3	18	-1	26	3	20	3	4	2	15	3
HR		28	8	32	-2	19	0	29	2	26	-2	5	2	27	3
IT		27	-1	39	0	25	-1	24	3	30	2	3	0	22	4
CY		34	7	35	3	19	5	36	7	32	5	7	4	40	15
LV		24	4	25	3	20	6	33	7	26	-3	4	2	28	2
LT		35	5	26	-6	16	-6	30	2	27	0	5	-2	26	5
LU		23	0	23	-2	27	-5	30	-6	30	5	5	-1	19	-2
HU		28	-3	26	-5	11	-1	23	0	23	0	9	2	30	5
MT		16	-7	26	-5	22	13	20	0	19	-6	11	7	33	3
NL		21	-5	29	2	25	-1	29	1	29	0	10	5	14	4
AT		37	3	30	-1	41	-4	43	3	25	2	8	2	24	-1
PL		26	-1	27	-3	7	-5	19	-6	23	0	3	0	22	2
PT		34	9	44	3	21	1	28	4	18	-5	3	1	17	-2
RO		36	3	41	5	11	-2	13	0	21	11	7	3	24	6
SI		22	0	22	1	19	-5	37	2	20	-5	5	1	22	0
SK		30	-2	31	-3	23	1	42	0	26	1	12	4	22	4
FI		25	3	19	-3	38	-1	30	2	23	-5	7	5	22	9
SE		20	4	30	2	28	-3	40	3	28	4	11	3	23	11

Standard Eurobarometer 98
Public opinion in the European Union
Winter 2022-2023

QF4b And then? (MULTIPLE ANSWERS POSSIBLE)
 (%)

	Blogs		Video hosting websites		Other (SPONTANEOUS)		You do not look for news on European political matters (SPONTANEOUS)		Don't know		Total 'The Internet'	
	Jan/Feb 2023	Diff. Jan/Feb 2023 - Jan/Feb 2022	Jan/Feb 2023	Diff. Jan/Feb 2023 - Jan/Feb 2022	Jan/Feb 2023	Diff. Jan/Feb 2023 - Jan/Feb 2022	Jan/Feb 2023	Diff. Jan/Feb 2023 - Jan/Feb 2022	Jan/Feb 2023	Diff. Jan/Feb 2023 - Jan/Feb 2022	Jan/Feb 2023	Diff. Jan/Feb 2023 - Jan/Feb 2022
EU27 	3	0	6	1	0	-1	3	0	1	-1	44	3
BE 	3	1	6	3	0	-1	2	1	1	0	42	3
BG 	3	-2	2	1	0	0	4	0	1	0	48	0
CZ 	4	1	11	4	0	0	2	2	1	1	55	-6
DK 	4	4	3	1	1	0	3	0	2	-1	55	13
DE 	3	1	7	2	0	-1	1	0	1	0	40	2
EE 	5	2	6	1	1	1	3	2	1	0	46	-6
IE 	2	0	2	0	0	0	1	1	0	-1	45	9
EL 	20	-5	11	-4	2	2	2	-1	2	1	60	5
ES 	2	-1	5	1	0	0	7	0	1	-2	42	4
FR 	1	0	3	-1	1	0	3	-2	4	0	36	3
HR 	2	-1	11	-2	0	0	0	-1	0	0	54	2
IT 	4	0	11	1	0	0	4	2	0	-1	49	4
CY 	17	5	13	5	3	2	1	-1	3	0	64	12
LV 	6	2	8	3	0	-1	2	0	2	0	58	1
LT 	5	-1	8	3	1	1	1	-1	0	-1	54	6
LU 	2	0	9	2	1	0	0	0	1	0	49	1
HU 	5	-1	8	-1	0	0	4	3	0	0	55	3
MT 	13	6	14	1	1	0	2	1	1	-1	71	11
NL 	1	-2	3	2	0	0	1	0	0	0	48	6
AT 	5	-1	4	0	1	1	1	0	1	1	48	1
PL 	1	0	4	0	0	0	1	-1	1	1	45	2
PT 	1	0	1	1	0	0	5	2	1	-1	34	-4
RO 	2	0	4	1	0	-1	1	-3	0	-2	38	8
SI 	6	0	7	-3	0	-1	3	1	1	1	46	-5
SK 	8	0	16	-1	1	1	3	-1	1	0	52	1
FI 	3	2	4	1	1	1	1	0	4	0	47	4
SE 	2	0	8	3	2	0	2	0	1	-1	52	12

Standard Eurobarometer 98
Public opinion in the European Union
Winter 2022-2023

QF4T Where do you get most of your news on European political matters? Firstly? And then?(MULTIPLE ANSWERS POSSIBLE)
 (%)

		Television (generalist channels)		Television (news channels)		The written press		Radio		Information websites (websites from newspapers, news magazines, etc.)		Podcasts		Online social networks	
		Jan/Feb 2023	Diff. Jan/Feb 2023 - Jan/Feb 2022	Jan/Feb 2023	Diff. Jan/Feb 2023 - Jan/Feb 2022	Jan/Feb 2023	Diff. Jan/Feb 2023 - Jan/Feb 2022	Jan/Feb 2023	Diff. Jan/Feb 2023 - Jan/Feb 2022	Jan/Feb 2023	Diff. Jan/Feb 2023 - Jan/Feb 2022	Jan/Feb 2023	Diff. Jan/Feb 2023 - Jan/Feb 2022	Jan/Feb 2023	Diff. Jan/Feb 2023 - Jan/Feb 2022
EU27		58	1	51	-1	25	-3	33	0	40	1	6	1	29	4
BE		53	0	48	2	31	-5	41	0	41	-2	5	2	29	8
BG		70	-5	54	5	16	-2	26	4	32	6	4	2	40	1
CZ		50	15	49	-7	20	1	28	-7	59	-23	11	-2	25	0
DK		44	7	68	8	28	-5	47	8	45	3	14	5	43	16
DE		61	1	50	0	34	-6	48	-3	34	-3	8	1	29	4
EE		48	8	42	-10	28	-4	46	-4	42	-14	5	2	37	0
IE		45	-1	49	-3	28	-3	42	-8	42	7	9	1	35	7
EL		62	4	52	3	17	-3	23	0	51	2	4	1	47	5
ES		55	1	40	-3	17	-3	26	1	37	0	3	1	29	6
FR		54	-6	39	1	24	-1	34	2	35	6	4	1	23	3
HR		66	1	51	1	21	1	30	2	43	0	5	2	39	4
IT		72	2	58	-1	27	-1	25	4	44	4	3	0	29	5
CY		65	8	53	2	19	5	36	8	51	13	8	5	58	12
LV		38	1	57	10	20	5	38	5	49	-10	4	1	45	5
LT		61	3	45	-7	17	-5	32	1	52	-1	7	0	42	9
LU		37	-5	42	5	38	-8	37	-11	65	9	5	-2	26	-5
HU		56	-5	42	-12	11	-2	24	-2	55	6	9	1	38	1
MT		35	-7	47	2	29	18	23	1	45	-10	11	7	52	-4
NL		35	-6	49	0	48	-4	35	3	54	0	12	7	23	9
AT		61	-2	49	-3	46	-7	45	1	38	0	11	5	31	-2
PL		57	6	56	-6	8	-5	22	-6	44	2	4	1	30	0
PT		78	8	77	9	23	1	29	4	25	-8	3	0	20	-2
RO		75	12	74	1	12	-2	14	0	25	9	7	1	32	9
SI		42	0	43	-7	20	-5	43	4	36	-8	6	2	33	3
SK		54	-7	48	-4	23	1	46	1	46	2	13	5	34	5
FI		51	6	37	-11	48	-3	34	2	57	1	8	5	28	10
SE		28	3	65	2	38	-5	51	3	56	9	12	3	27	10

Standard Eurobarometer 98
Public opinion in the European Union
Winter 2022-2023

QF4T Where do you get most of your news on European political matters? Firstly? And then?(MULTIPLE ANSWERS POSSIBLE)
 (%)

		Blogs		Video hosting websites		Other (SPONTANEOUS)		You do not look for news on European political matters (SPONTANEOUS)		Don't know		Total 'The Internet'	
		Jan/Feb 2023	Diff. Jan/Feb 2023 - Jan/Feb 2022	Jan/Feb 2023	Diff. Jan/Feb 2023 - Jan/Feb 2022	Jan/Feb 2023	Diff. Jan/Feb 2023 - Jan/Feb 2022	Jan/Feb 2023	Diff. Jan/Feb 2023 - Jan/Feb 2022	Jan/Feb 2023	Diff. Jan/Feb 2023 - Jan/Feb 2022	Jan/Feb 2023	Diff. Jan/Feb 2023 - Jan/Feb 2022
EU27		3	0	7	1	1	0	7	1	0	0	54	2
BE		3	1	6	2	0	-1	5	3	0	0	57	2
BG		3	-2	2	1	0	0	12	2	0	-1	55	2
CZ		4	1	12	3	1	1	6	5	2	2	70	-19
DK		4	4	4	2	1	0	3	-1	1	1	69	10
DE		3	1	8	3	1	0	3	1	0	0	50	-2
EE		5	1	7	1	1	0	7	6	0	0	63	-13
IE		2	-1	2	0	0	0	4	3	0	-1	62	10
EL		22	-6	11	-4	2	1	5	-1	0	0	69	4
ES		2	-1	6	1	0	-1	15	0	0	-1	51	4
FR		2	1	4	-1	1	0	9	-1	1	0	47	4
HR		2	-1	14	-1	0	0	4	1	0	0	65	2
IT		5	1	11	0	0	0	8	1	0	0	56	5
CY		18	6	13	4	3	2	4	-3	0	-1	72	10
LV		6	2	9	3	1	-1	4	2	0	0	70	-5
LT		7	0	8	3	1	0	3	-2	0	0	70	5
LU		3	0	11	3	1	0	2	2	0	0	73	2
HU		5	-1	8	-2	1	1	9	6	0	0	67	3
MT		14	6	14	0	1	-1	3	0	0	0	83	6
NL		1	-2	3	2	1	0	2	0	0	0	66	5
AT		5	-1	4	0	1	1	9	5	0	-1	54	-2
PL		1	-1	4	-1	0	0	3	-2	1	0	57	0
PT		1	0	1	0	1	1	9	3	0	-1	39	-7
RO		2	0	4	1	0	-1	6	-4	0	-1	42	6
SI		6	-1	8	-3	1	-1	11	4	0	0	57	-7
SK		8	-1	18	-2	1	1	9	1	0	-1	65	5
FI		3	2	5	1	1	0	1	-1	0	0	68	6
SE		2	0	9	2	2	0	2	0	0	0	68	10



























Standard Eurobarometer 98
Public opinion in the European Union
Winter 2022-2023

QF5 When you are looking for information about the EU, its policies, its institutions, which of the following sources do you use? (MULTIPLE ANSWERS POSSIBLE)
 (%)

		Attending (online) conferences, talks, meetings		Discussions with relatives, friends, colleagues		Television, radio, written press		Institutional and official websites (governmental websites, etc.)		Information websites (websites from newspapers, news magazines, video hosting websites, etc.)		Online social networks		Blogs	
		Jan/Feb 2023	Diff. Jan/Feb 2023 - Jan/Feb 2022	Jan/Feb 2023	Diff. Jan/Feb 2023 - Jan/Feb 2022	Jan/Feb 2023	Diff. Jan/Feb 2023 - Jan/Feb 2022	Jan/Feb 2023	Diff. Jan/Feb 2023 - Jan/Feb 2022	Jan/Feb 2023	Diff. Jan/Feb 2023 - Jan/Feb 2022	Jan/Feb 2023	Diff. Jan/Feb 2023 - Jan/Feb 2022	Jan/Feb 2023	Diff. Jan/Feb 2023 - Jan/Feb 2022
EU27		4	0	29	0	52	-1	17	-3	30	0	18	3	3	0
BE		8	3	31	4	47	-5	18	-8	32	1	23	10	2	0
BG		3	2	40	5	50	2	8	1	18	3	27	6	3	1
CZ		3	1	26	3	46	0	21	-24	32	-21	19	4	4	2
DK		3	1	31	2	55	-7	24	-3	41	0	23	8	3	2
DE		3	0	36	-4	59	-2	20	-6	26	-3	21	2	3	0
EE		3	-1	17	0	36	-21	19	-27	25	-15	20	-3	3	0
IE		5	-1	17	-5	45	-9	17	-5	29	-1	20	-1	3	-1
EL		6	0	55	3	56	8	12	-4	41	0	36	5	15	-6
ES		3	1	20	-5	47	-3	11	-2	26	-3	17	1	1	-1
FR		2	0	22	0	50	-1	14	-1	32	5	14	2	2	1
HR		3	-2	36	-3	50	0	10	-8	26	-3	23	-3	2	-2
IT		5	0	23	0	58	2	14	-2	28	2	16	3	4	1
CY		12	-1	32	-12	48	0	22	12	39	11	41	2	17	9
LV		3	1	31	7	43	6	18	-4	33	-5	33	9	4	0
LT		2	0	27	5	36	0	12	6	27	-6	25	6	5	0
LU		9	1	31	-1	48	-8	21	-15	49	11	14	-6	3	0
HU		3	0	31	-6	43	-6	9	-3	42	5	19	-1	5	0
MT		5	1	30	3	29	-11	14	-13	37	-3	29	-3	18	12
NL		4	0	29	2	50	-2	49	-3	49	4	13	8	1	-1
AT		6	-2	36	-2	49	0	22	-3	32	2	21	0	5	-1
PL		4	0	24	1	43	-6	8	-6	28	0	15	0	2	0
PT		3	-2	25	0	54	1	8	-14	17	-8	13	3	0	-1
RO		4	-3	51	14	55	12	6	-1	13	2	20	10	3	1
SI		3	0	22	-6	42	-1	21	-7	24	-4	15	0	3	-1
SK		2	-1	39	5	46	4	22	7	27	1	22	1	7	2
FI		2	0	21	0	45	-10	39	2	46	1	14	4	2	0
SE		4	1	31	4	55	6	42	5	55	13	14	5	1	0

Standard Eurobarometer 98
Public opinion in the European Union
Winter 2022-2023

QF5 When you are looking for information about the EU, its policies, its institutions, which of the following sources do you use? (MULTIPLE ANSWERS POSSIBLE)
 (%)

	Books, brochures, information leaflets		Telephone (Info lines, Europe Direct, etc.)		Other (SPONTANEOUS)		Never look for such information, not interested (SPONTANEOUS)		Don't know		Total 'The Internet'	
	Jan/Feb 2023	Diff. Jan/Feb 2023 - Jan/Feb 2022	Jan/Feb 2023	Diff. Jan/Feb 2023 - Jan/Feb 2022	Jan/Feb 2023	Diff. Jan/Feb 2023 - Jan/Feb 2022	Jan/Feb 2023	Diff. Jan/Feb 2023 - Jan/Feb 2022	Jan/Feb 2023	Diff. Jan/Feb 2023 - Jan/Feb 2022	Jan/Feb 2023	Diff. Jan/Feb 2023 - Jan/Feb 2022
EU27 	5	-2	1	0	0	0	12	0	1	0	47	-1
BE 	8	1	3	0	0	0	7	3	0	0	55	1
BG 	3	-1	0	0	0	0	20	1	1	0	41	5
CZ 	5	-2	0	0	0	0	16	15	4	4	52	-26
DK 	5	-1	2	1	3	1	11	6	1	0	60	3
DE 	8	-7	0	-1	0	0	9	2	1	1	48	-3
EE 	4	-5	1	0	1	1	25	25	1	1	48	-29
IE 	3	-2	0	0	0	0	9	6	1	0	52	-1
EL 	3	-2	0	-1	0	0	9	0	0	0	62	3
ES 	2	0	1	1	0	0	18	-3	2	0	43	1
FR 	5	0	2	0	0	0	15	-1	2	0	43	0
HR 	4	-2	1	-1	0	0	11	3	0	0	47	-7
IT 	4	-1	1	-1	0	0	9	-3	1	0	43	3
CY 	5	-1	2	0	0	0	9	0	1	-3	66	11
LV 	7	3	1	-1	0	0	9	-3	0	0	58	-3
LT 	1	-1	1	0	1	1	20	-7	1	1	49	2
LU 	12	2	8	4	0	0	3	3	0	-1	61	-4
HU 	2	-1	0	0	0	0	13	9	0	-1	55	1
MT 	8	2	1	1	0	0	6	0	1	0	71	3
NL 	9	-1	0	-1	0	0	7	2	0	-1	74	-1
AT 	11	3	4	1	0	0	19	2	1	0	49	-2
PL 	1	-1	0	-1	0	0	8	-5	2	0	44	0
PT 	2	-1	0	0	0	0	29	8	1	0	32	-8
RO 	3	1	1	0	0	0	12	-5	1	0	30	6
SI 	4	-2	3	1	0	0	17	5	0	0	46	-7
SK 	2	0	2	1	0	0	17	-1	0	-1	50	3
FI	5	-3	1	0	1	1	5	1	0	-1	72	6
SE	9	1	1	0	0	-1	6	-2	1	1	72	8

Standard Eurobarometer 98
Public opinion in the European Union
Winter 2022-2023

QF6.1 Regardless of whether you participate in online social networks or not (social networking websites, blogs, video hosting websites), please tell whether you totally agree, tend to agree, tend to disagree or totally disagree with each of the following statements
Online social networks are a modern way to keep abreast of political affairs (%)

		Totally agree		Tend to agree		Tend to disagree		Totally disagree		Don't know		Total 'Agree'		Total 'Disagree'	
		Jan/Feb 2023	Diff. Jan/Feb 2023 - Jan/Feb 2022	Jan/Feb 2023	Diff. Jan/Feb 2023 - Jan/Feb 2022	Jan/Feb 2023	Diff. Jan/Feb 2023 - Jan/Feb 2022	Jan/Feb 2023	Diff. Jan/Feb 2023 - Jan/Feb 2022	Jan/Feb 2023	Diff. Jan/Feb 2023 - Jan/Feb 2022	Jan/Feb 2023	Diff. Jan/Feb 2023 - Jan/Feb 2022	Jan/Feb 2023	Diff. Jan/Feb 2023 - Jan/Feb 2022
EU27		24	3	42	3	16	-2	8	-3	10	-1	66	6	24	-5
BE		21	4	44	2	23	-1	8	-5	4	0	65	6	31	-6
BG		38	2	35	3	9	0	4	-1	14	-4	73	5	13	-1
CZ		22	10	40	-5	18	-17	11	3	9	9	62	5	29	-14
DK		38	15	37	-4	13	-8	9	-4	3	1	75	11	22	-12
DE		21	4	40	6	16	-4	8	-6	15	0	61	10	24	-10
EE		22	4	46	-1	13	-15	4	-3	15	15	68	3	17	-18
IE		31	-1	48	4	8	-5	5	1	8	1	79	3	13	-4
EL		34	3	40	-4	11	-1	8	4	7	-2	74	-1	19	3
ES		33	9	40	1	10	-4	8	-1	9	-5	73	10	18	-5
FR		16	2	35	1	21	-1	16	1	12	-3	51	3	37	0
HR		29	-3	49	1	11	1	4	-1	7	2	78	-2	15	0
IT		22	0	49	3	18	1	7	0	4	-4	71	3	25	1
CY		44	9	37	2	5	-3	6	-2	8	-6	81	11	11	-5
LV		33	4	41	-1	9	-7	4	-2	13	6	74	3	13	-9
LT		31	8	41	0	11	-3	3	0	14	-5	72	8	14	-3
LU		15	-3	45	0	24	1	7	-4	9	6	60	-3	31	-3
HU		30	-4	50	4	7	-1	7	1	6	0	80	0	14	0
MT		59	23	32	-14	4	-4	1	-1	4	-4	91	9	5	-5
NL		26	6	40	7	20	-4	12	-8	2	-1	66	13	32	-12
AT		21	0	42	0	13	-2	12	1	12	1	63	0	25	-1
PL		31	2	48	2	8	1	2	-3	11	-2	79	4	10	-2
PT		11	-6	44	3	20	-1	9	0	16	4	55	-3	29	-1
RO		24	1	38	5	21	0	7	-1	10	-5	62	6	28	-1
SI		29	6	37	-8	14	-4	11	2	9	4	66	-2	25	-2
SK		39	4	38	-2	9	2	6	0	8	-4	77	2	15	2
FI		33	14	41	-1	14	-11	3	-6	9	4	74	13	17	-17
SE		26	5	43	2	21	-4	7	-3	3	0	69	7	28	-7

Standard Eurobarometer 98
Public opinion in the European Union
Winter 2022-2023

QF6.2 Regardless of whether you participate in online social networks or not (social networking websites, blogs, video hosting websites), please tell whether you totally agree, tend to agree, tend to disagree or totally disagree with each of the following statements
Information on political affairs from online social networks cannot be trusted (%)

		Totally agree		Tend to agree		Tend to disagree		Totally disagree		Don't know		Total 'Agree'		Total 'Disagree'	
		Jan/Feb 2023	Diff. Jan/Feb 2023 - Jan/Feb 2022	Jan/Feb 2023	Diff. Jan/Feb 2023 - Jan/Feb 2022	Jan/Feb 2023	Diff. Jan/Feb 2023 - Jan/Feb 2022	Jan/Feb 2023	Diff. Jan/Feb 2023 - Jan/Feb 2022	Jan/Feb 2023	Diff. Jan/Feb 2023 - Jan/Feb 2022	Jan/Feb 2023	Diff. Jan/Feb 2023 - Jan/Feb 2022	Jan/Feb 2023	Diff. Jan/Feb 2023 - Jan/Feb 2022
EU27		22	0	38	0	21	1	6	0	13	-1	60	0	27	1
BE		19	-5	47	0	25	4	4	1	5	0	66	-5	29	5
BG		18	3	31	1	23	-1	8	0	20	-3	49	4	31	-1
CZ		12	-3	41	-14	24	-4	10	8	13	13	53	-17	34	4
DK		19	-7	45	-2	25	3	5	3	6	3	64	-9	30	6
DE		18	-3	35	4	24	1	5	-2	18	0	53	1	29	-1
EE		14	-6	41	-16	21	0	4	2	20	20	55	-22	25	2
IE		26	-3	45	1	14	-2	3	0	12	4	71	-2	17	-2
EL		21	8	35	-2	27	-5	4	-1	13	0	56	6	31	-6
ES		31	3	37	0	15	1	6	1	11	-5	68	3	21	2
FR		25	1	38	1	15	-1	5	-1	17	0	63	2	20	-2
HR		20	-2	39	-3	25	3	7	0	9	2	59	-5	32	3
IT		20	-1	40	3	26	2	7	0	7	-4	60	2	33	2
CY		25	3	45	12	14	-9	5	0	11	-6	70	15	19	-9
LV		20	-1	39	-6	21	-1	3	0	17	8	59	-7	24	-1
LT		23	4	38	-3	19	4	3	1	17	-6	61	1	22	5
LU		13	-9	53	4	19	-3	3	-1	12	9	66	-5	22	-4
HU		28	-1	44	4	13	-4	6	1	9	0	72	3	19	-3
MT		20	3	63	7	10	-4	2	0	5	-6	83	10	12	-4
NL		17	-8	45	1	28	7	4	-1	6	1	62	-7	32	6
AT		25	2	27	-7	20	-1	13	4	15	2	52	-5	33	3
PL		24	1	35	1	23	3	5	-3	13	-2	59	2	28	0
PT		11	-3	48	-3	14	-1	2	-1	25	8	59	-6	16	-2
RO		16	1	39	-2	23	3	9	1	13	-3	55	-1	32	4
SI		30	-5	38	-2	16	2	7	2	9	3	68	-7	23	4
SK		24	0	34	1	20	1	4	-1	18	-1	58	1	24	0
FI		20	-12	42	2	24	4	3	1	11	5	62	-10	27	5
SE		29	-2	48	2	17	1	3	-1	3	0	77	0	20	0

Standard Eurobarometer 98
Public opinion in the European Union
Winter 2022-2023

QF6.3 Regardless of whether you participate in online social networks or not (social networking websites, blogs, video hosting websites), please tell whether you totally agree, tend to agree, tend to disagree or totally disagree with each of the following statements

Online social networks can get people interested in political affairs (%)

		Totally agree		Tend to agree		Tend to disagree		Totally disagree		Don't know	Total 'Agree'		Total 'Disagree'			
		Jan/Feb 2023	Diff. Jan/Feb 2023 - Jan/Feb 2022	Jan/Feb 2023	Diff. Jan/Feb 2023 - Jan/Feb 2022	Jan/Feb 2023	Diff. Jan/Feb 2023 - Jan/Feb 2022	Jan/Feb 2023	Diff. Jan/Feb 2023 - Jan/Feb 2022		Jan/Feb 2023	Diff. Jan/Feb 2023 - Jan/Feb 2022	Jan/Feb 2023	Diff. Jan/Feb 2023 - Jan/Feb 2022	Jan/Feb 2023	Diff. Jan/Feb 2023 - Jan/Feb 2022
EU27		22	4	44	0	15	-2	7	-1	12	-1	66	4	22	-3	
BE		19	6	49	-3	21	-1	7	-2	4	0	68	3	28	-3	
BG		23	2	33	0	16	0	9	-1	19	-1	56	2	25	-1	
CZ		14	2	44	-10	20	-10	11	7	11	11	58	-8	31	-3	
DK		33	12	46	-3	10	-11	5	-1	6	3	79	9	15	-12	
DE		20	4	45	2	15	-1	5	-3	15	-2	65	6	20	-4	
EE		16	1	49	-15	11	-8	4	2	20	20	65	-14	15	-6	
IE		26	-3	52	1	10	1	2	0	10	1	78	-2	12	1	
EL		27	2	35	-3	20	1	8	2	10	-2	62	-1	28	3	
ES		29	11	43	1	9	-6	9	0	10	-6	72	12	18	-6	
FR		12	0	37	4	20	-2	13	-3	18	1	49	4	33	-5	
HR		25	1	45	-2	17	1	5	-1	8	1	70	-1	22	0	
IT		24	6	49	0	14	-3	7	0	6	-3	73	6	21	-3	
CY		27	9	43	8	13	-6	7	-4	10	-7	70	17	20	-10	
LV		24	3	42	-12	13	-1	4	0	17	10	66	-9	17	-1	
LT		27	11	42	-2	13	-3	3	-1	15	-5	69	9	16	-4	
LU		13	0	47	-5	23	-1	6	-2	11	8	60	-5	29	-3	
HU		25	-6	50	8	12	-1	6	-1	7	0	75	2	18	-2	
MT		35	15	50	-9	9	-3	2	1	4	-4	85	6	11	-2	
NL		26	4	55	-3	11	1	5	0	3	-2	81	1	16	1	
AT		25	4	37	-3	12	-5	13	4	13	0	62	1	25	-1	
PL		28	3	49	0	9	1	2	-2	12	-2	77	3	11	-1	
PT		10	-3	40	-5	24	2	7	2	19	4	50	-8	31	4	
RO		16	1	41	2	24	3	6	-2	13	-4	57	3	30	1	
SI		28	5	42	-7	13	-3	8	2	9	3	70	-2	21	-1	
SK		26	-1	43	2	12	2	6	-1	13	-2	69	1	18	1	
FI		30	9	48	-6	9	-8	2	-1	11	6	78	3	11	-9	
SE		42	12	46	-4	6	-7	2	-2	4	1	88	8	8	-9	

Standard Eurobarometer 98
Public opinion in the European Union
Winter 2022-2023

QF6.4 Regardless of whether you participate in online social networks or not (social networking websites, blogs, video hosting websites), please tell whether you totally agree, tend to agree, tend to disagree or totally disagree with each of the following statements

Online social networks are a good way to have your say on political issues (%)

		Totally agree		Tend to agree		Tend to disagree		Totally disagree		Don't know		Total 'Agree'		Total 'Disagree'	
		Jan/Feb 2023	Diff. Jan/Feb 2023 - Jan/Feb 2022	Jan/Feb 2023	Diff. Jan/Feb 2023 - Jan/Feb 2022	Jan/Feb 2023	Diff. Jan/Feb 2023 - Jan/Feb 2022	Jan/Feb 2023	Diff. Jan/Feb 2023 - Jan/Feb 2022	Jan/Feb 2023	Diff. Jan/Feb 2023 - Jan/Feb 2022	Jan/Feb 2023	Diff. Jan/Feb 2023 - Jan/Feb 2022	Jan/Feb 2023	Diff. Jan/Feb 2023 - Jan/Feb 2022
EU27		20	2	41	2	18	-2	10	-1	11	-1	61	4	28	-3
BE		16	4	41	3	26	-3	13	-3	4	-1	57	7	39	-6
BG		30	5	38	0	10	0	5	-1	17	-4	68	5	15	-1
CZ		14	5	42	-2	23	-15	12	3	9	9	56	3	35	-12
DK		20	7	37	1	25	-5	13	-6	5	3	57	8	38	-11
DE		17	1	40	5	19	-2	9	-3	15	-1	57	6	28	-5
EE		16	1	40	-13	16	-9	7	0	21	21	56	-12	23	-9
IE		21	-4	50	6	14	-3	5	0	10	1	71	2	19	-3
EL		32	1	38	1	14	0	7	1	9	-3	70	2	21	1
ES		27	11	38	-2	14	-3	11	0	10	-6	65	9	25	-3
FR		16	-1	37	3	18	-1	12	-2	17	1	53	2	30	-3
HR		22	0	42	-1	19	1	9	-1	8	1	64	-1	28	0
IT		21	3	47	2	20	0	8	-1	4	-4	68	5	28	-1
CY		34	5	38	5	9	-4	10	1	9	-7	72	10	19	-3
LV		24	3	40	-5	16	-3	5	-2	15	7	64	-2	21	-5
LT		27	8	39	-2	12	-2	6	0	16	-4	66	6	18	-2
LU		13	0	44	-2	23	-4	9	-1	11	7	57	-2	32	-5
HU		24	-6	52	7	10	-2	7	1	7	0	76	1	17	-1
MT		25	4	50	2	14	-1	7	0	4	-5	75	6	21	-1
NL		9	0	32	4	35	5	21	-9	3	0	41	4	56	-4
AT		20	0	37	-3	15	-1	15	2	13	2	57	-3	30	1
PL		28	4	47	0	11	1	3	-1	11	-4	75	4	14	0
PT		10	0	41	-7	21	3	8	-2	20	6	51	-7	29	1
RO		15	1	40	3	25	1	9	0	11	-5	55	4	34	1
SI		26	7	34	-7	18	-3	12	-1	10	4	60	0	30	-4
SK		26	-1	41	1	13	2	8	1	12	-3	67	0	21	3
FI		21	5	47	0	17	-5	5	-4	10	4	68	5	22	-9
SE		24	6	35	-3	27	-1	10	-2	4	0	59	3	37	-3

Standard Eurobarometer 98
Public opinion in the European Union
Winter 2022-2023

QF6R.1 Regardless of whether you participate in online social networks or not (social networking websites, blogs, video hosting websites), please tell whether you totally agree, tend to agree, tend to disagree or totally disagree with each of the following statements
Online social networks are a modern way to keep abreast of political affairs (%)

		Totally agree		Tend to agree		Tend to disagree		Totally disagree		Don't know		Total 'Agree'		Total 'Disagree'	
		Jan/Feb 2023	Diff. Jan/Feb 2023 - Jan/Feb 2022	Jan/Feb 2023	Diff. Jan/Feb 2023 - Jan/Feb 2022	Jan/Feb 2023	Diff. Jan/Feb 2023 - Jan/Feb 2022	Jan/Feb 2023	Diff. Jan/Feb 2023 - Jan/Feb 2022	Jan/Feb 2023	Diff. Jan/Feb 2023 - Jan/Feb 2022	Jan/Feb 2023	Diff. Jan/Feb 2023 - Jan/Feb 2022	Jan/Feb 2023	Diff. Jan/Feb 2023 - Jan/Feb 2022
EU27		32	3	48	1	13	-3	5	-1	2	0	80	4	18	-4
BE		25	3	48	1	22	-1	4	-4	1	1	73	4	26	-5
BG		48	-1	40	4	8	0	2	-1	2	-2	88	3	10	-1
CZ		28	13	45	-7	17	-11	5	0	5	5	73	6	22	-11
DK		40	14	39	-2	12	-10	8	-2	1	0	79	12	20	-12
DE		31	5	46	3	15	-6	4	-4	4	2	77	8	19	-10
EE		26	5	53	4	14	-12	3	-1	4	4	79	9	17	-13
IE		37	0	52	3	6	-4	4	2	1	-1	89	3	10	-2
EL		46	3	44	-4	8	1	2	1	0	-1	90	-1	10	2
ES		39	7	45	-1	8	-5	6	-1	2	0	84	6	14	-6
FR		24	3	47	-1	18	-3	8	1	3	0	71	2	26	-2
HR		34	-4	52	2	10	2	2	-1	2	1	86	-2	12	1
IT		29	-3	56	3	11	0	3	0	1	0	85	0	14	0
CY		51	6	38	-2	5	-3	5	1	1	-2	89	4	10	-2
LV		41	6	44	-2	8	-6	3	0	4	2	85	4	11	-6
LT		38	8	46	-3	11	-5	3	0	2	0	84	5	14	-5
LU		18	-3	50	0	23	2	5	-2	4	3	68	-3	28	0
HU		36	-5	54	5	6	-1	4	2	0	-1	90	0	10	1
MT		67	25	28	-18	3	-5	1	-2	1	0	95	7	4	-7
NL		30	6	41	7	19	-4	9	-9	1	0	71	13	28	-13
AT		28	-1	49	-4	14	2	6	2	3	1	77	-5	20	4
PL		39	-1	53	0	6	1	1	-1	1	1	92	-1	7	0
PT		15	-6	52	3	26	2	4	0	3	1	67	-3	30	2
RO		29	0	43	2	24	1	3	-1	1	-2	72	2	27	0
SI		36	9	42	-6	13	-5	7	1	2	1	78	3	20	-4
SK		49	2	40	-1	5	-1	4	1	2	-1	89	1	9	0
FI		39	16	43	-3	12	-13	3	-2	3	2	82	13	15	-15
SE		28	4	44	1	21	-5	6	0	1	0	72	5	27	-5

Standard Eurobarometer 98
Public opinion in the European Union
Winter 2022-2023

QF6R.2 Regardless of whether you participate in online social networks or not (social networking websites, blogs, video hosting websites), please tell whether you totally agree, tend to agree, tend to disagree or totally disagree with each of the following statements

Information on political affairs from online social networks cannot be trusted (%)

		Totally agree		Tend to agree		Tend to disagree		Totally disagree		Don't know		Total 'Agree'		Total 'Disagree'	
		Jan/Feb 2023	Diff. Jan/Feb 2023 - Jan/Feb 2022	Jan/Feb 2023	Diff. Jan/Feb 2023 - Jan/Feb 2022	Jan/Feb 2023	Diff. Jan/Feb 2023 - Jan/Feb 2022	Jan/Feb 2023	Diff. Jan/Feb 2023 - Jan/Feb 2022	Jan/Feb 2023	Diff. Jan/Feb 2023 - Jan/Feb 2022	Jan/Feb 2023	Diff. Jan/Feb 2023 - Jan/Feb 2022	Jan/Feb 2023	Diff. Jan/Feb 2023 - Jan/Feb 2022
EU27		22	-1	43	-1	25	1	5	0	5	1	65	-2	30	1
BE		18	-4	49	-3	28	5	3	1	2	1	67	-7	31	6
BG		19	4	33	1	29	-4	9	-1	10	0	52	5	38	-5
CZ		10	-1	46	-9	27	-5	10	8	7	7	56	-10	37	3
DK		18	-6	48	-1	26	2	4	2	4	3	66	-7	30	4
DE		17	-3	41	2	32	1	4	-1	6	1	58	-1	36	0
EE		16	-2	46	-10	25	2	4	1	9	9	62	-12	29	3
IE		29	0	48	0	15	-2	2	0	6	2	77	0	17	-2
EL		20	9	38	-3	35	-6	4	-2	3	2	58	6	39	-8
ES		31	1	42	-2	17	1	6	1	4	-1	73	-1	23	2
FR		23	3	45	-3	20	-2	4	1	8	1	68	0	24	-1
HR		22	-4	40	-3	27	4	7	2	4	1	62	-7	34	6
IT		22	-2	43	-1	26	2	5	1	4	0	65	-3	31	3
CY		27	2	50	11	14	-14	5	0	4	1	77	13	19	-14
LV		22	2	43	-7	24	0	3	0	8	5	65	-5	27	0
LT		25	1	43	-7	23	5	4	2	5	-1	68	-6	27	7
LU		10	-9	58	7	23	-3	2	-2	7	7	68	-2	25	-5
HU		31	-2	50	7	13	-5	3	0	3	0	81	5	16	-5
MT		20	3	66	4	11	-5	2	1	1	-3	86	7	13	-4
NL		13	-8	45	0	33	7	4	0	5	1	58	-8	37	7
AT		24	4	30	-10	25	-1	14	6	7	1	54	-6	39	5
PL		26	-1	38	0	26	3	6	-3	4	1	64	-1	32	0
PT		13	-2	62	1	15	-2	2	0	8	3	75	-1	17	-2
RO		19	2	44	-5	27	2	6	1	4	0	63	-3	33	3
SI		30	-6	42	-2	19	4	7	4	2	0	72	-8	26	8
SK		24	-2	37	2	23	0	3	-1	13	1	61	0	26	-1
FI		19	-11	45	2	27	4	3	1	6	4	64	-9	30	5
SE		27	-2	51	0	18	2	3	0	1	0	78	-2	21	2

Standard Eurobarometer 98
Public opinion in the European Union
Winter 2022-2023

QF6R.3 Regardless of whether you participate in online social networks or not (social networking websites, blogs, video hosting websites), please tell whether you totally agree, tend to agree, tend to disagree or totally disagree with each of the following statements
Online social networks can get people interested in political affairs (%)

		Totally agree		Tend to agree		Tend to disagree		Totally disagree		Don't know		Total 'Agree'		Total 'Disagree'	
		Jan/Feb 2023	Diff. Jan/Feb 2023 - Jan/Feb 2022	Jan/Feb 2023	Diff. Jan/Feb 2023 - Jan/Feb 2022	Jan/Feb 2023	Diff. Jan/Feb 2023 - Jan/Feb 2022	Jan/Feb 2023	Diff. Jan/Feb 2023 - Jan/Feb 2022	Jan/Feb 2023	Diff. Jan/Feb 2023 - Jan/Feb 2022	Jan/Feb 2023	Diff. Jan/Feb 2023 - Jan/Feb 2022	Jan/Feb 2023	Diff. Jan/Feb 2023 - Jan/Feb 2022
EU27		29	5	50	-3	13	-3	4	0	4	1	79	2	17	-3
BE		23	6	51	-7	20	0	5	0	1	1	74	-1	25	0
BG		29	0	40	0	16	-1	7	1	8	0	69	0	23	0
CZ		18	3	50	-10	19	-4	7	5	6	6	68	-7	26	1
DK		36	14	48	-4	9	-10	4	-2	3	2	84	10	13	-12
DE		29	6	51	-1	14	-2	2	-3	4	0	80	5	16	-5
EE		19	3	57	-9	11	-5	4	2	9	9	76	-6	15	-3
IE		31	-2	56	1	9	1	1	0	3	0	87	-1	10	1
EL		38	2	39	-5	19	5	3	-1	1	-1	77	-3	22	4
ES		35	12	47	-4	9	-7	7	1	2	-2	82	8	16	-6
FR		17	0	51	4	17	-5	8	0	7	1	68	4	25	-5
HR		29	-1	49	0	15	0	3	-1	4	2	78	-1	18	-1
IT		31	6	53	-5	11	-1	2	0	3	0	84	1	13	-1
CY		33	10	46	3	14	-8	5	-4	2	-1	79	13	19	-12
LV		30	4	48	-8	12	-1	2	-1	8	6	78	-4	14	-2
LT		34	12	48	-6	13	-5	2	-1	3	0	82	6	15	-6
LU		15	0	52	-6	24	4	4	-2	5	4	67	-6	28	2
HU		30	-8	55	10	10	-2	3	-1	2	1	85	2	13	-3
MT		40	16	50	-11	7	-5	2	1	1	-1	90	5	9	-4
NL		28	1	57	-2	10	1	3	0	2	0	85	-1	13	1
AT		33	5	42	-7	11	-4	10	6	4	0	75	-2	21	2
PL		35	2	54	-5	8	2	1	-1	2	2	89	-3	9	1
PT		13	-3	49	-3	30	4	4	1	4	1	62	-6	34	5
RO		20	0	46	-1	27	4	4	-1	3	-2	66	-1	31	3
SI		35	8	47	-6	11	-3	5	1	2	0	82	2	16	-2
SK		33	-3	47	2	9	1	3	-3	8	3	80	-1	12	-2
FI		35	11	50	-7	9	-7	2	0	4	3	85	4	11	-7
SE		46	12	46	-6	5	-6	1	-1	2	1	92	6	6	-7

Standard Eurobarometer 98
Public opinion in the European Union
Winter 2022-2023

QF6R.4 Regardless of whether you participate in online social networks or not (social networking websites, blogs, video hosting websites), please tell whether you totally agree, tend to agree, tend to disagree or totally disagree with each of the following statements

Online social networks are a good way to have your say on political issues (%)

		Totally agree		Tend to agree		Tend to disagree		Totally disagree		Don't know		Total 'Agree'		Total 'Disagree'	
		Jan/Feb 2023	Diff. Jan/Feb 2023 - Jan/Feb 2022	Jan/Feb 2023	Diff. Jan/Feb 2023 - Jan/Feb 2022	Jan/Feb 2023	Diff. Jan/Feb 2023 - Jan/Feb 2022	Jan/Feb 2023	Diff. Jan/Feb 2023 - Jan/Feb 2022	Jan/Feb 2023	Diff. Jan/Feb 2023 - Jan/Feb 2022	Jan/Feb 2023	Diff. Jan/Feb 2023 - Jan/Feb 2022	Jan/Feb 2023	Diff. Jan/Feb 2023 - Jan/Feb 2022
EU27		26	2	47	0	18	-1	6	-1	3	0	73	2	24	-2
BE		18	3	45	3	26	-4	10	-2	1	0	63	6	36	-6
BG		38	5	44	-3	9	-1	3	-1	6	0	82	2	12	-2
CZ		19	7	48	1	23	-12	7	1	3	3	67	8	30	-11
DK		21	6	39	2	25	-5	13	-5	2	2	60	8	38	-10
DE		25	1	46	1	19	-2	6	-1	4	1	71	2	25	-3
EE		21	5	47	-8	17	-6	6	0	9	9	68	-3	23	-6
IE		26	-3	55	5	13	-2	4	1	2	-1	81	2	17	-1
EL		43	-1	44	3	9	-2	3	0	1	0	87	2	12	-2
ES		32	11	43	-6	15	-3	8	0	2	-2	75	5	23	-3
FR		24	-1	48	5	16	-3	8	0	4	-1	72	4	24	-3
HR		26	0	48	-1	19	2	5	-1	2	0	74	-1	24	1
IT		28	2	54	2	14	-3	3	0	1	-1	82	4	17	-3
CY		40	3	40	2	10	-5	8	0	2	0	80	5	18	-5
LV		28	3	45	-2	17	-3	4	-2	6	4	73	1	21	-5
LT		35	11	44	-7	13	-3	5	-1	3	0	79	4	18	-4
LU		17	2	48	0	24	-3	6	-2	5	3	65	2	30	-5
HU		29	-8	57	8	9	-2	4	1	1	1	86	0	13	-1
MT		29	5	53	1	12	-3	6	0	0	-3	82	6	18	-3
NL		10	1	35	7	35	3	18	-11	2	0	45	8	53	-8
AT		26	-1	43	-5	14	1	11	2	6	3	69	-6	25	3
PL		35	1	50	-3	11	2	2	-1	2	1	85	-2	13	1
PT		13	0	52	-5	26	6	5	-2	4	1	65	-5	31	4
RO		18	-1	46	1	28	0	7	2	1	-2	64	0	35	2
SI		31	7	39	-5	17	-4	10	0	3	2	70	2	27	-4
SK		33	-4	44	0	11	1	6	2	6	1	77	-4	17	3
FI		24	5	52	0	16	-5	4	-2	4	2	76	5	20	-7
SE		26	6	35	-4	27	-2	10	0	2	0	61	2	37	-2

Standard Eurobarometer 98
Public opinion in the European Union
Winter 2022-2023

QF7.1 For each of the following statements, please tell to what extent it corresponds or not to the situation of the (NATIONALITY) media
(NATIONALITY) media provide trustworthy information (%)

		Yes, definitely		Yes, to some extent		No, not really		No, not at all		It depends (SPONTANEOUS)		Don't know		Total 'Yes'		Total 'No'	
		Jan/Feb 2023	Diff. Jan/Feb 2023 - Jan/Feb 2022	Jan/Feb 2023	Diff. Jan/Feb 2023 - Jan/Feb 2022	Jan/Feb 2023	Diff. Jan/Feb 2023 - Jan/Feb 2022	Jan/Feb 2023	Diff. Jan/Feb 2023 - Jan/Feb 2022	Jan/Feb 2023	Diff. Jan/Feb 2023 - Jan/Feb 2022	Jan/Feb 2023	Diff. Jan/Feb 2023 - Jan/Feb 2022	Jan/Feb 2023	Diff. Jan/Feb 2023 - Jan/Feb 2022	Jan/Feb 2023	Diff. Jan/Feb 2023 - Jan/Feb 2022
EU27		11	-2	48	1	25	1	11	0	1	0	4	0	59	-1	36	1
BE		13	1	59	3	21	-3	4	-2	1	0	2	1	72	4	25	-5
BG		9	1	42	-3	25	2	16	3	1	-1	7	-2	51	-2	41	5
CZ		9	1	38	-16	33	2	16	9	1	1	3	3	47	-15	49	11
DK		29	1	55	-3	11	1	2	-1	0	0	3	2	84	-2	13	0
DE		11	-10	56	1	21	7	7	1	1	0	4	1	67	-9	28	8
EE		11	-11	53	-4	20	4	7	2	1	1	8	8	64	-15	27	6
IE		21	2	53	1	14	-4	6	0	1	0	5	1	74	3	20	-4
EL		4	-1	30	-7	41	6	23	1	1	1	1	0	34	-8	64	7
ES		8	3	45	3	29	0	16	-2	0	-1	2	-3	53	6	45	-2
FR		3	-1	39	2	34	-3	18	2	1	0	5	0	42	1	52	-1
HR		11	3	46	6	27	-8	13	-1	1	0	2	0	57	9	40	-9
IT		14	2	49	0	27	1	7	-1	0	-1	3	-1	63	2	34	0
CY		9	3	51	5	24	-7	12	2	0	-1	4	-2	60	8	36	-5
LV		11	7	46	2	28	-6	7	-6	1	1	7	2	57	9	35	-12
LT		8	3	45	1	34	-3	10	-1	1	1	2	-1	53	4	44	-4
LU		12	1	59	0	16	-5	4	-2	2	2	7	4	71	1	20	-7
HU		6	-4	42	0	31	3	17	1	1	0	3	0	48	-4	48	4
MT		23	18	31	-8	35	-3	9	-2	0	-5	2	0	54	10	44	-5
NL		25	5	61	0	10	-1	4	-2	0	-1	0	-1	86	5	14	-3
AT		18	0	54	1	16	2	9	-1	1	-2	2	0	72	1	25	1
PL		14	3	38	2	29	2	11	-6	3	0	5	-1	52	5	40	-4
PT		10	-6	65	3	12	-1	3	0	1	0	9	4	75	-3	15	-1
RO		13	-1	46	-3	23	1	11	4	1	-1	6	0	59	-4	34	5
SI		7	1	39	2	27	-1	23	-3	2	1	2	0	46	3	50	-4
SK		6	-2	36	-8	29	7	23	5	1	-1	5	-1	42	-10	52	12
FI		42	8	47	-6	6	-3	1	-2	2	2	2	1	89	2	7	-5
SE		31	3	57	3	7	-5	4	-1	0	0	1	0	88	6	11	-6

Standard Eurobarometer 98
Public opinion in the European Union
Winter 2022-2023

QF7.2 For each of the following statements, please tell to what extent it corresponds or not to the situation of the (NATIONALITY) media
(NATIONALITY) media provide information free from political or commercial pressure (%)

		Yes, definitely		Yes, to some extent		No, not really		No, not at all		It depends (SPONTANEOUS)		Don't know		Total 'Yes'		Total 'No'	
		Jan/Feb 2023	Diff. Jan/Feb 2023 - Jan/Feb 2022	Jan/Feb 2023	Diff. Jan/Feb 2023 - Jan/Feb 2022	Jan/Feb 2023	Diff. Jan/Feb 2023 - Jan/Feb 2022	Jan/Feb 2023	Diff. Jan/Feb 2023 - Jan/Feb 2022	Jan/Feb 2023	Diff. Jan/Feb 2023 - Jan/Feb 2022	Jan/Feb 2023	Diff. Jan/Feb 2023 - Jan/Feb 2022	Jan/Feb 2023	Diff. Jan/Feb 2023 - Jan/Feb 2022	Jan/Feb 2023	Diff. Jan/Feb 2023 - Jan/Feb 2022
EU27		9	9	39	39	30	30	16	16	1	1	5	5	48	48	46	46
BE		12	12	48	48	29	29	8	8	1	1	2	2	60	60	37	37
BG		8	8	31	31	27	27	22	22	2	2	10	10	39	39	49	49
CZ		5	5	28	28	37	37	26	26	1	1	3	3	33	33	63	63
DK		25	25	46	46	17	17	7	7	0	0	5	5	71	71	24	24
DE		7	7	45	45	29	29	13	13	1	1	5	5	52	52	42	42
EE		7	7	42	42	25	25	15	15	1	1	10	10	49	49	40	40
IE		18	18	50	50	17	17	8	8	1	1	6	6	68	68	25	25
EL		3	3	18	18	40	40	38	38	0	0	1	1	21	21	78	78
ES		7	7	33	33	31	31	25	25	0	0	4	4	40	40	56	56
FR		3	3	30	30	36	36	21	21	1	1	9	9	33	33	57	57
HR		9	9	36	36	32	32	19	19	1	1	3	3	45	45	51	51
IT		10	10	42	42	31	31	12	12	1	1	4	4	52	52	43	43
CY		5	5	35	35	30	30	24	24	0	0	6	6	40	40	54	54
LV		9	9	37	37	32	32	10	10	1	1	11	11	46	46	42	42
LT		6	6	35	35	36	36	18	18	0	0	5	5	41	41	54	54
LU		9	9	48	48	25	25	5	5	1	1	12	12	57	57	30	30
HU		6	6	39	39	28	28	24	24	0	0	3	3	45	45	52	52
MT		25	25	15	15	26	26	33	33	0	0	1	1	40	40	59	59
NL		18	18	54	54	18	18	7	7	1	1	2	2	72	72	25	25
AT		10	10	45	45	23	23	17	17	1	1	4	4	55	55	40	40
PL		11	11	30	30	36	36	16	16	3	3	4	4	41	41	52	52
PT		8	8	55	55	13	13	6	6	1	1	17	17	63	63	19	19
RO		12	12	40	40	27	27	13	13	1	1	7	7	52	52	40	40
SI		6	6	26	26	33	33	29	29	2	2	4	4	32	32	62	62
SK		6	6	28	28	28	28	29	29	1	1	8	8	34	34	57	57
FI		31	31	51	51	10	10	3	3	1	1	4	4	82	82	13	13
SE		20	20	47	47	21	21	11	11	0	0	1	1	67	67	32	32

Standard Eurobarometer 98
Public opinion in the European Union
Winter 2022-2023

QF8.1 Do you totally agree, tend to agree, tend to disagree or totally disagree with each of the following statements.
You often come across news or information that you believe misrepresent reality or are even false (%)

		Totally agree		Tend to agree		Tend to disagree		Totally disagree		Don't know		Total 'Agree'		Total 'Disagree'	
		Jan/Feb 2023	Diff. Jan/Feb 2023 - Jan/Feb 2022	Jan/Feb 2023	Diff. Jan/Feb 2023 - Jan/Feb 2022	Jan/Feb 2023	Diff. Jan/Feb 2023 - Jan/Feb 2022	Jan/Feb 2023	Diff. Jan/Feb 2023 - Jan/Feb 2022	Jan/Feb 2023	Diff. Jan/Feb 2023 - Jan/Feb 2022	Jan/Feb 2023	Diff. Jan/Feb 2023 - Jan/Feb 2022	Jan/Feb 2023	Diff. Jan/Feb 2023 - Jan/Feb 2022
EU27		22	-1	47	0	21	1	5	0	5	0	69	-1	26	1
BE		16	-5	55	-1	24	4	4	2	1	0	71	-6	28	6
BG		20	5	39	0	21	-4	6	0	14	-1	59	5	27	-4
CZ		23	-7	46	-6	19	2	7	6	5	5	69	-13	26	8
DK		13	-3	37	-3	34	-2	13	7	3	1	50	-6	47	5
DE		15	-2	45	5	28	-1	7	-2	5	0	60	3	35	-3
EE		15	2	42	-16	31	4	3	1	9	9	57	-14	34	5
IE		24	-4	56	3	12	0	3	1	5	0	80	-1	15	1
EL		35	2	54	0	9	-1	1	0	1	-1	89	2	10	-1
ES		34	0	44	-3	13	3	5	2	4	-2	78	-3	18	5
FR		33	-6	50	4	9	0	2	-1	6	3	83	-2	11	-1
HR		19	-7	57	3	18	4	2	-1	4	1	76	-4	20	3
IT		13	0	51	1	25	1	7	0	4	-2	64	1	32	1
CY		38	2	46	0	7	-2	5	4	4	-4	84	2	12	2
LV		18	-4	45	-3	24	2	4	1	9	4	63	-7	28	3
LT		16	-2	51	-2	24	4	3	1	6	-1	67	-4	27	5
LU		18	-2	59	-1	15	-2	3	2	5	3	77	-3	18	0
HU		28	0	49	-4	17	2	2	0	4	2	77	-4	19	2
MT		41	12	49	-12	8	2	0	-1	2	-1	90	0	8	1
NL		15	-7	38	-2	38	8	7	1	2	0	53	-9	45	9
AT		19	3	37	-8	29	2	11	2	4	1	56	-5	40	4
PL		23	2	53	-1	17	1	2	-1	5	-1	76	1	19	0
PT		9	-8	41	-6	35	11	5	1	10	2	50	-14	40	12
RO		20	-2	43	1	25	1	5	0	7	0	63	-1	30	1
SI		31	-1	39	-5	21	5	5	2	4	-1	70	-6	26	7
SK		24	3	54	-2	14	1	3	0	5	-2	78	1	17	1
FI		12	-2	40	-4	36	1	6	1	6	4	52	-6	42	2
SE		14	-6	50	3	27	2	8	1	1	0	64	-3	35	3

Standard Eurobarometer 98
Public opinion in the European Union
Winter 2022-2023

QF8.2 Do you totally agree, tend to agree, tend to disagree or totally disagree with each of the following statements.





























It is easy for you to identify news or information that you believe misrepresent reality or are even false (%)

		Totally agree		Tend to agree		Tend to disagree		Totally disagree		Don't know		Total 'Agree'		Total 'Disagree'	
		Jan/Feb 2023	Diff. Jan/Feb 2023 - Jan/Feb 2022	Jan/Feb 2023	Diff. Jan/Feb 2023 - Jan/Feb 2022	Jan/Feb 2023	Diff. Jan/Feb 2023 - Jan/Feb 2022	Jan/Feb 2023	Diff. Jan/Feb 2023 - Jan/Feb 2022	Jan/Feb 2023	Diff. Jan/Feb 2023 - Jan/Feb 2022	Jan/Feb 2023	Diff. Jan/Feb 2023 - Jan/Feb 2022	Jan/Feb 2023	Diff. Jan/Feb 2023 - Jan/Feb 2022
EU27		18	1	43	-2	26	0	8	1	5	0	61	-1	34	1
BE		13	1	51	-1	30	1	4	-1	2	0	64	0	34	0
BG		16	1	42	-1	23	0	7	1	12	-1	58	0	30	1
CZ		12	-1	47	-16	28	5	6	5	7	7	59	-17	34	10
DK		22	5	47	-7	23	-1	4	1	4	2	69	-2	27	0
DE		16	-3	44	-2	24	2	11	4	5	-1	60	-5	35	6
EE		15	4	40	-24	26	2	7	6	12	12	55	-20	33	8
IE		25	1	44	-1	23	-1	3	1	5	0	69	0	26	0
EL		19	-5	41	-3	30	5	8	4	2	-1	60	-8	38	9
ES		20	4	35	-3	29	-1	12	3	4	-3	55	1	41	2
FR		16	0	42	-3	29	2	6	0	7	1	58	-3	35	2
HR		19	-5	52	3	20	0	6	1	3	1	71	-2	26	1
IT		15	1	42	3	28	-4	11	0	4	0	57	4	39	-4
CY		28	1	50	4	12	-7	7	5	3	-3	78	5	19	-2
LV		22	3	46	-5	20	-1	5	1	7	2	68	-2	25	0
LT		18	3	46	-4	27	3	4	-1	5	-1	64	-1	31	2
LU		10	-5	60	0	21	-1	4	4	5	2	70	-5	25	3
HU		26	4	37	-8	27	1	6	1	4	2	63	-4	33	2
MT		19	2	62	7	15	-5	1	-2	3	-2	81	9	16	-7
NL		17	0	48	0	27	1	6	0	2	-1	65	0	33	1
AT		24	4	35	-5	20	-4	13	5	8	0	59	-1	33	1
PL		21	2	47	-4	21	3	5	0	6	-1	68	-2	26	3
PT		7	-2	31	-18	42	14	11	5	9	1	38	-20	53	19
RO		18	2	36	-5	31	2	9	2	6	-1	54	-3	40	4
SI		25	5	43	-7	24	3	4	0	4	-1	68	-2	28	3
SK		20	-2	46	4	22	0	5	-1	7	-1	66	2	27	-1
FI		20	1	55	-3	15	-4	3	2	7	4	75	-2	18	-2
SE		20	0	57	3	17	-5	4	1	2	1	77	3	21	-4

Standard Eurobarometer 98
Public opinion in the European Union
Winter 2022-2023

QF8.3 Do you totally agree, tend to agree, tend to disagree or totally disagree with each of the following statements.

The existence of news or information that misrepresent reality or is even false is a problem in (OUR COUNTRY) (%)

	Totally agree		Tend to agree		Tend to disagree		Totally disagree		Don't know		Total 'Agree'		Total 'Disagree'	
	Jan/Feb 2023	Diff. Jan/Feb 2023 - Jan/Feb 2022	Jan/Feb 2023	Diff. Jan/Feb 2023 - Jan/Feb 2022	Jan/Feb 2023	Diff. Jan/Feb 2023 - Jan/Feb 2022	Jan/Feb 2023	Diff. Jan/Feb 2023 - Jan/Feb 2022	Jan/Feb 2023	Diff. Jan/Feb 2023 - Jan/Feb 2022	Jan/Feb 2023	Diff. Jan/Feb 2023 - Jan/Feb 2022	Jan/Feb 2023	Diff. Jan/Feb 2023 - Jan/Feb 2022
EU27 	32	-2	44	0	15	1	3	0	6	1	76	-2	18	1
BE 	17	-2	49	0	24	-4	6	4	4	2	66	-2	30	0
BG 	33	-1	43	4	13	0	2	-1	9	-2	76	3	15	-1
CZ 	30	-15	45	1	13	3	6	5	6	6	75	-14	19	8
DK 	23	5	30	-13	32	0	10	4	5	4	53	-8	42	4
DE 	28	-6	45	7	16	2	3	-3	8	0	73	1	19	-1
EE 	20	2	35	-15	28	-1	4	1	13	13	55	-13	32	0
IE 	21	-7	49	2	17	3	4	1	9	1	70	-5	21	4
EL 	57	2	33	-3	7	1	2	0	1	0	90	-1	9	1
ES 	44	-2	39	3	10	1	2	0	5	-2	83	1	12	1
FR 	40	3	45	-3	8	0	1	-1	6	1	85	0	9	-1
HR 	31	-7	53	6	9	-1	3	1	4	1	84	-1	12	0
IT 	28	-1	51	2	15	1	3	-1	3	-1	79	1	18	0
CY 	47	-1	45	5	4	-2	2	1	2	-3	92	4	6	-1
LV 	26	-10	46	0	14	1	3	2	11	7	72	-10	17	3
LT 	28	-2	49	-1	16	2	1	0	6	1	77	-3	17	2
LU 	12	-6	50	-5	26	4	2	1	10	6	62	-11	28	5
HU 	33	3	51	2	11	-5	1	-1	4	1	84	5	12	-6
MT 	46	11	43	-12	7	1	2	1	2	-1	89	-1	9	2
NL 	39	-3	39	1	16	1	3	-1	3	2	78	-2	19	0
AT 	30	2	32	-3	20	-5	10	4	8	2	62	-1	30	-1
PL 	27	1	49	-6	14	3	3	1	7	1	76	-5	17	4
PT 	9	-9	43	-8	31	12	3	0	14	5	52	-17	34	12
RO 	21	-1	40	-1	28	3	5	1	6	-2	61	-2	33	4
SI 	43	0	34	-6	15	4	4	2	4	0	77	-6	19	6
SK 	32	3	48	-2	11	0	1	-1	8	0	80	1	12	-1
FI 	12	-2	30	-8	35	-2	15	8	8	4	42	-10	50	6
SE 	46	10	37	-3	12	-5	4	-1	1	-1	83	7	16	-6

Standard Eurobarometer 98
Public opinion in the European Union
Winter 2022-2023

QF8.4 Do you totally agree, tend to agree, tend to disagree or totally disagree with each of the following statements.

The existence of news or information that misrepresent reality or is even false is a problem for democracy in general (%)

		Totally agree		Tend to agree		Tend to disagree		Totally disagree		Don't know		Total 'Agree'		Total 'Disagree'	
		Jan/Feb 2023	Diff. Jan/Feb 2023 - Jan/Feb 2022	Jan/Feb 2023	Diff. Jan/Feb 2023 - Jan/Feb 2022	Jan/Feb 2023	Diff. Jan/Feb 2023 - Jan/Feb 2022	Jan/Feb 2023	Diff. Jan/Feb 2023 - Jan/Feb 2022	Jan/Feb 2023	Diff. Jan/Feb 2023 - Jan/Feb 2022	Jan/Feb 2023	Diff. Jan/Feb 2023 - Jan/Feb 2022	Jan/Feb 2023	Diff. Jan/Feb 2023 - Jan/Feb 2022
EU27		38	-2	43	2	11	0	3	0	5	0	81	0	14	0
BE		23	-8	55	4	16	2	3	1	3	1	78	-4	19	3
BG		43	0	40	2	7	0	2	0	8	-2	83	2	9	0
CZ		37	-17	38	0	12	5	6	5	7	7	75	-17	18	10
DK		38	-4	34	-2	18	1	5	2	5	3	72	-6	23	3
DE		38	-5	39	6	11	1	4	-2	8	0	77	1	15	-1
EE		31	-3	44	-11	11	2	2	0	12	12	75	-14	13	2
IE		24	-7	59	7	8	-1	2	1	7	0	83	0	10	0
EL		65	1	25	-2	6	1	3	1	1	-1	90	-1	9	2
ES		46	-2	40	6	8	-1	2	0	4	-3	86	4	10	-1
FR		45	0	41	-1	6	0	2	0	6	1	86	-1	8	0
HR		33	-9	54	6	8	2	2	1	3	0	87	-3	10	3
IT		30	-1	52	4	13	-1	2	-1	3	-1	82	3	15	-2
CY		55	-9	41	12	1	-1	2	1	1	-3	96	3	3	0
LV		32	-10	45	2	9	1	2	0	12	7	77	-8	11	1
LT		37	-3	47	-2	9	3	1	1	6	1	84	-5	10	4
LU		35	-4	45	-5	10	1	1	1	9	7	80	-9	11	2
HU		33	0	51	3	11	-3	1	-1	4	1	84	3	12	-4
MT		62	17	33	-14	2	-2	1	0	2	-1	95	3	3	-2
NL		52	-3	36	6	9	-2	1	-2	2	1	88	3	10	-4
AT		33	5	39	-1	17	-2	3	-4	8	2	72	4	20	-6
PL		28	3	52	-4	11	0	3	1	6	0	80	-1	14	1
PT		15	-13	46	-1	23	9	1	-2	15	7	61	-14	24	7
RO		27	1	38	-1	25	2	5	0	5	-2	65	0	30	2
SI		53	-2	32	-1	8	2	4	1	3	0	85	-3	12	3
SK		37	5	47	-2	7	-2	1	-1	8	0	84	3	8	-3
FI		37	-6	38	-1	13	1	2	0	10	6	75	-7	15	1
SE		69	12	24	-5	4	-3	2	-3	1	-1	93	7	6	-6





























Standard Eurobarometer 98
Public opinion in the European Union
Winter 2022-2023

D70 On the whole, are you very satisfied, fairly satisfied, not very satisfied or not at all satisfied with the life you lead? (%)

		Very satisfied		Fairly satisfied		Not very satisfied		Not at all satisfied		Don't know	Total 'Satisfied'		Total 'Not satisfied'	
		January/February 2023	Diff. January/February 2023 - June/July 2022	January/February 2023	Diff. January/February 2023 - June/July 2022	January/February 2023	Diff. January/February 2023 - June/July 2022	January/February 2023	Diff. January/February 2023 - June/July 2022	January/February 2023	January/February 2023	Diff. January/February 2023 - June/July 2022	January/February 2023	Diff. January/February 2023 - June/July 2022
EU27		19	-2	64	0	14	2	3	0	0	83	-2	17	2
BE		18	-2	65	-4	14	4	3	2	0	83	-6	17	6
BG		7	1	54	3	30	-3	8	-1	1	61	4	38	-4
CZ		24	5	61	-8	12	1	3	2	0	85	-3	15	3
DK		69	8	29	-7	2	0	0	-1	0	98	1	2	-1
DE		20	-8	67	2	12	6	1	0	0	87	-6	13	6
EE		15	0	66	-3	17	2	2	1	0	81	-3	19	3
IE		44	-1	52	0	3	0	1	1	0	96	-1	4	1
EL		10	0	51	-2	27	0	12	2	0	61	-2	39	2
ES		22	-1	65	-1	11	1	2	1	0	87	-2	13	2
FR		17	-3	67	2	12	1	4	0	0	84	-1	16	1
HR		17	2	63	-3	17	0	3	1	0	80	-1	20	1
IT		7	0	71	1	19	0	3	-1	0	78	1	22	-1
CY		31	7	49	-9	17	1	3	1	0	80	-2	20	2
LV		14	0	68	6	16	-5	2	-1	0	82	6	18	-6
LT		20	6	57	-4	20	-1	3	-1	0	77	2	23	-2
LU		28	-4	66	2	5	2	1	0	0	94	-2	6	2
HU		9	-4	65	-5	22	7	4	2	0	74	-9	26	9
MT		46	-2	48	7	6	-4	0	-1	0	94	5	6	-5
NL		52	7	43	-6	4	-1	1	0	0	95	1	5	-1
AT		27	-3	56	2	13	0	4	1	0	83	-1	17	1
PL		13	-6	77	4	7	0	2	1	1	90	-2	9	1
PT		3	-4	76	2	18	0	3	2	0	79	-2	21	2
RO		8	-1	50	-5	33	6	9	0	0	58	-6	42	6
SI		29	7	63	-6	7	-1	1	0	0	92	1	8	-1
SK		15	-3	57	-2	23	3	5	2	0	72	-5	28	5
FI		40	10	54	-9	5	-1	1	0	0	94	1	6	-1
SE		40	2	57	1	3	-2	0	-1	0	97	3	3	-3

Standard Eurobarometer 98
Public opinion in the European Union
Winter 2022-2023





























D70a On the whole, are you very satisfied, fairly satisfied, not very satisfied or not at all satisfied with your daily life?
(%)

		Very satisfied		Fairly satisfied		Not very satisfied		Not at all satisfied		Don't know	Total 'Satisfied'		Total 'Not satisfied'	
		January/February 2023	Diff. January/February 2023 - June/July 2022	January/February 2023	Diff. January/February 2023 - June/July 2022	January/February 2023	Diff. January/February 2023 - June/July 2022	January/February 2023	Diff. January/February 2023 - June/July 2022	January/February 2023	January/February 2023	Diff. January/February 2023 - June/July 2022	January/February 2023	Diff. January/February 2023 - June/July 2022
EU27		18	-1	64	-1	15	2	3	0	0	82	-2	18	2
BE		20	-1	62	-6	15	5	3	2	0	82	-7	18	7
BG		7	1	56	2	29	-1	7	-2	1	63	3	36	-3
CZ		19	2	67	-4	12	2	2	0	0	86	-2	14	2
DK		64	5	32	-5	4	1	0	-1	0	96	0	4	0
DE		18	-8	68	3	13	5	1	0	0	86	-5	14	5
EE		12	0	66	-4	18	2	2	1	2	78	-4	20	3
IE		44	1	53	0	3	-1	0	0	0	97	1	3	-1
EL		10	1	48	-5	31	3	11	1	0	58	-4	42	4
ES		22	1	66	-2	10	0	2	1	0	88	-1	12	1
FR		16	-2	69	1	12	1	3	0	0	85	-1	15	1
HR		15	1	62	-3	20	1	3	1	0	77	-2	23	2
IT		8	2	71	1	18	-2	3	-1	0	79	3	21	-3
CY		26	5	52	-9	19	3	3	1	0	78	-4	22	4
LV		12	0	70	4	16	-3	2	-1	0	82	4	18	-4
LT		19	4	61	0	17	-4	3	0	0	80	4	20	-4
LU		24	-5	68	2	6	2	2	1	0	92	-3	8	3
HU		8	-5	62	-4	26	8	4	1	0	70	-9	30	9
MT		41	-2	53	7	6	-4	0	-1	0	94	5	6	-5
NL		46	4	49	-3	4	-1	1	0	0	95	1	5	-1
AT		23	-2	56	1	17	1	4	0	0	79	-1	21	1
PL		14	-1	73	-2	11	2	2	1	0	87	-3	13	3
PT		3	-3	71	0	24	2	2	1	0	74	-3	26	3
RO		7	-1	47	-7	35	6	11	2	0	54	-8	46	8
SI		29	8	62	-8	7	-1	2	1	0	91	0	9	0
SK		14	-5	55	-3	25	5	6	3	0	69	-8	31	8
FI		38	11	56	-9	5	-1	1	-1	0	94	2	6	-2
SE		37	6	57	-4	6	0	0	-2	0	94	2	6	-2

Standard Eurobarometer 98
Public opinion in the European Union
Winter 2022-2023

D71.1 When you get together with friends or relatives, would you say you discuss frequently, occasionally or never about...?





























National political matters (%)

		Frequently		Occasionally		Never		Don't know
		January/February 2023	Diff. January/February 2023 - June/July 2022	January/February 2023	Diff. January/February 2023 - June/July 2022	January/February 2023	Diff. January/February 2023 - June/July 2022	January/February 2023
EU27		25	-1	55	0	20	1	0
BE		15	-5	61	-1	23	5	1
BG		31	-1	51	-3	17	4	1
CZ		26	-4	56	-2	17	5	1
DK		38	7	48	-9	14	2	0
DE		32	-3	60	3	8	0	0
EE		19	-5	61	1	19	3	1
IE		19	4	53	-1	28	-3	0
EL		43	1	46	-3	11	2	0
ES		16	-2	43	2	41	0	0
FR		17	-2	48	-1	35	3	0
HR		19	-1	57	2	23	-1	1
IT		29	1	52	0	19	-1	0
CY		23	3	49	1	28	-4	0
LV		22	4	58	-7	19	2	1
LT		17	-8	60	0	23	8	0
LU		17	-6	57	8	26	-2	0
HU		15	-5	70	4	15	1	0
MT		40	-3	44	1	16	2	0
NL		49	1	43	-1	8	0	0
AT		24	3	60	-7	16	4	0
PL		15	0	71	1	14	-1	0
PT		13	4	58	0	29	-4	0
RO		22	0	53	-6	25	6	0
SI		13	-5	67	0	20	5	0
SK		24	-8	61	3	14	4	1
FI		24	3	61	-4	15	1	0
SE		41	11	53	-11	6	0	0

Standard Eurobarometer 98
Public opinion in the European Union
Winter 2022-2023

D71.2 When you get together with friends or relatives, would you say you discuss frequently, occasionally or never about...?




























European political matters (%)

		Frequently		Occasionally		Never		Don't know
		January/February 2023	Diff. January/February 2023 - June/July 2022	January/February 2023	Diff. January/February 2023 - June/July 2022	January/February 2023	Diff. January/February 2023 - June/July 2022	January/February 2023
EU27		16	-1	53	-1	31	2	0
BE		9	-4	55	-4	35	7	1
BG		16	-5	55	-1	28	6	1
CZ		13	-2	53	-12	34	14	0
DK		26	6	54	-9	20	3	0
DE		21	-5	61	1	17	4	1
EE		12	-4	56	-5	30	8	2
IE		13	1	47	-3	40	2	0
EL		26	-1	57	-1	17	2	0
ES		9	-3	38	0	53	3	0
FR		11	1	40	-1	49	1	0
HR		17	1	51	-2	31	1	1
IT		15	0	54	0	31	0	0
CY		17	0	50	0	33	0	0
LV		18	4	53	-9	27	4	2
LT		15	-7	60	-1	25	8	0
LU		21	-6	59	6	20	0	0
HU		9	-4	68	0	23	4	0
MT		31	-2	41	-5	28	7	0
NL		30	2	51	-3	19	1	0
AT		16	2	59	-5	25	3	0
PL		15	-1	63	1	22	1	0
PT		8	1	54	0	38	-1	0
RO		14	-2	50	-5	34	6	2
SI		7	-1	66	-2	27	3	0
SK		15	-6	64	2	20	3	1
FI		16	-4	63	-1	20	4	1
SE		28	7	60	-8	12	1	0

Standard Eurobarometer 98
Public opinion in the European Union
Winter 2022-2023

D71.3 When you get together with friends or relatives, would you say you discuss frequently, occasionally or never about...?

Local political matters (%)

		Frequently		Occasionally		Never		Don't know
		January/February 2023	Diff. January/February 2023 - June/July 2022	January/February 2023	Diff. January/February 2023 - June/July 2022	January/February 2023	Diff. January/February 2023 - June/July 2022	January/February 2023
EU27		21	0	54	-1	25	1	0
BE		16	-2	58	-2	25	3	1
BG		29	-2	53	-1	17	3	1
CZ		21	-3	58	-2	20	4	1
DK		24	5	52	-8	24	3	0
DE		28	0	57	-2	15	2	0
EE		16	-5	63	5	19	0	2
IE		19	5	54	3	27	-8	0
EL		34	-2	54	0	12	2	0
ES		17	0	42	1	41	-1	0
FR		14	-2	45	-1	41	3	0
HR		26	3	55	-1	19	-1	0
IT		25	3	52	-4	23	1	0
CY		26	7	48	-2	26	-5	0
LV		24	4	56	-6	19	1	1
LT		19	-9	59	2	22	7	0
LU		17	-4	57	10	26	-6	0
HU		13	-3	68	1	19	2	0
MT		40	-6	44	5	16	1	0
NL		25	-3	51	1	24	2	0
AT		21	3	55	-5	23	2	1
PL		15	1	69	2	16	-2	0
PT		12	3	57	0	31	-3	0
RO		19	-6	54	0	26	5	1
SI		13	-1	68	0	19	1	0
SK		18	-2	61	-2	20	4	1
FI		18	1	61	-4	21	4	0
SE		23	5	60	-6	17	1	0

Standard Eurobarometer 98
Public opinion in the European Union
Winter 2022-2023





























D73.1 At the present time, would you say that, in general, things are going in the right direction or in the wrong direction, in...?
(OUR COUNTRY) (%)

		Things are going in the right direction		Things are going in the wrong direction		Neither the one nor the other (SPONTANEOUS)		Don't know
		January/February 2023	Diff. January/February 2023 - June/July 2022	January/February 2023	Diff. January/February 2023 - June/July 2022	January/February 2023	Diff. January/February 2023 - June/July 2022	
EU27		29	2	61	-1	6	0	4
BE		31	-5	61	2	6	3	2
BG		14	-1	67	1	8	0	11
CZ		36	8	59	-8	2	0	3
DK		43	3	38	-12	15	7	4
DE		36	-2	53	4	7	-1	4
EE		35	-1	44	-3	10	2	11
IE		51	9	39	-8	5	0	5
EL		23	5	69	-2	6	-3	2
ES		25	6	69	-7	4	1	2
FR		16	0	72	4	6	0	6
HR		21	6	74	-7	2	0	3
IT		38	10	53	-9	5	0	4
CY		22	3	58	-3	18	0	2
LV		33	-1	48	-6	9	4	10
LT		34	-8	49	-2	12	7	5
LU		59	2	22	-2	10	-3	9
HU		29	-15	67	15	3	1	1
MT		59	-11	29	4	10	7	2
NL		27	5	61	-8	10	3	2
AT		31	1	51	-3	14	0	4
PL		23	1	70	1	3	-1	4
PT		25	-4	50	4	12	-2	13
RO		30	2	63	-1	2	0	5
SI		33	-8	48	6	14	1	5
SK		15	-4	78	0	5	3	2
FI		37	0	45	-9	11	6	7
SE		20	-18	73	11	4	4	3

Standard Eurobarometer 98
Public opinion in the European Union
Winter 2022-2023

D73.2 At the present time, would you say that, in general, things are going in the right direction or in the wrong direction, in...?





























The European Union (%)

		Things are going in the right direction		Things are going in the wrong direction		Neither the one nor the other (SPONTANEOUS)		Don't know
		January/February 2023	Diff. January/February 2023 - June/July 2022	January/February 2023	Diff. January/February 2023 - June/July 2022	January/February 2023	Diff. January/February 2023 - June/July 2022	
EU27		33	0	52	0	7	1	8
BE		26	-7	64	3	7	4	3
BG		36	1	34	-6	9	0	21
CZ		33	4	56	-6	4	1	7
DK		35	-4	43	-4	15	6	7
DE		36	0	51	2	7	-1	6
EE		34	-1	38	-5	8	2	20
IE		49	6	31	-9	6	0	14
EL		27	1	62	4	7	-3	4
ES		28	4	59	-4	7	3	6
FR		17	-3	65	6	6	1	12
HR		40	11	48	-12	6	0	6
IT		37	4	48	-5	6	1	9
CY		22	1	54	-4	17	2	7
LV		49	2	24	-12	9	4	18
LT		46	-6	28	-10	15	10	11
LU		33	-2	49	4	8	-4	10
HU		35	-5	57	3	4	1	4
MT		50	-15	29	3	10	6	11
NL		38	5	48	-9	9	2	5
AT		32	2	51	-3	12	-1	5
PL		41	-6	44	7	7	0	8
PT		33	-2	31	-2	17	1	19
RO		47	-3	40	2	4	0	9
SI		32	-5	45	-1	15	2	8
SK		26	-9	61	2	7	4	6
FI		28	1	50	-13	9	5	13
SE		33	-11	51	-5	6	6	10

Standard Eurobarometer 98
Public opinion in the European Union
Winter 2022-2023

D73.3 At the present time, would you say that, in general, things are going in the right direction or in the wrong direction, in...?





























The USA (%)

		Things are going in the right direction		Things are going in the wrong direction		Neither the one nor the other (SPONTANEOUS)		Don't know
		January/February 2023	Diff. January/February 2023 - June/July 2022	January/February 2023	Diff. January/February 2023 - June/July 2022	January/February 2023	Diff. January/February 2023 - June/July 2022	
EU27		27	2	49	-4	7	1	17
BE		22	-2	64	-5	6	3	8
BG		28	8	34	-6	9	-1	29
CZ		30	1	45	-8	7	2	18
DK		23	0	55	-13	9	5	13
DE		28	2	51	1	9	0	12
EE		24	-2	33	-10	7	4	36
IE		24	3	53	-8	6	1	17
EL		18	3	60	-4	11	3	11
ES		23	-1	52	-1	8	2	17
FR		13	4	53	-8	5	2	29
HR		32	5	49	-7	6	1	13
IT		34	5	47	-7	6	2	13
CY		17	-1	46	-3	8	-3	29
LV		39	1	18	-16	7	3	36
LT		41	-12	23	-9	11	7	25
LU		20	6	50	-3	4	-6	26
HU		35	0	51	-4	5	2	9
MT		35	-19	29	-6	7	5	29
NL		24	6	61	-10	8	3	7
AT		24	0	51	-3	12	-1	13
PL		45	-2	31	2	10	0	14
PT		27	0	25	1	12	-1	36
RO		38	-2	43	0	4	-1	15
SI		14	-3	58	-9	11	3	17
SK		19	-10	60	-1	4	1	17
FI		22	1	49	-19	7	4	22
SE		29	10	53	-28	4	4	14

Standard Eurobarometer 98
Public opinion in the European Union
Winter 2022-2023





























D73.4 At the present time, would you say that, in general, things are going in the right direction or in the wrong direction, in...?

Your life personally (%)

		Things are going in the right direction		Things are going in the wrong direction		Neither the one nor the other (SPONTANEOUS)		Don't know
		January/February 2023	Diff. January/February 2023 - June/July 2022	January/February 2023	Diff. January/February 2023 - June/July 2022	January/February 2023	Diff. January/February 2023 - June/July 2022	
EU27		66	1	22	-1	8	1	4
BE		63	-5	28	1	7	4	2
BG		56	8	20	-5	14	1	10
CZ		72	0	22	1	3	-1	3
DK		77	-2	8	-4	13	6	2
DE		75	1	14	0	7	-1	4
EE		70	-3	13	-1	8	0	9
IE		80	2	11	-2	4	0	5
EL		70	3	19	-2	10	1	1
ES		73	4	20	-2	5	-2	2
FR		65	-3	20	1	9	2	6
HR		51	5	37	-3	8	0	4
IT		58	4	30	-2	7	-2	5
CY		68	5	18	4	13	-7	1
LV		74	-2	11	-3	8	2	7
LT		74	-3	13	-3	11	6	2
LU		80	1	9	2	7	-4	4
HU		54	-3	38	3	5	-1	3
MT		82	2	5	-8	10	6	3
NL		81	3	5	-8	12	4	2
AT		59	1	25	-1	12	-2	4
PL		53	-3	34	4	7	1	6
PT		46	-3	23	3	19	3	12
RO		49	5	41	-3	4	-1	6
SI		78	-3	11	0	8	2	3
SK		57	-14	28	6	10	5	5
FI		73	3	7	-10	14	5	6
SE		82	-5	7	-6	9	9	2





























Standard Eurobarometer 98
Public opinion in the European Union
Winter 2022-2023

D78 In general, does the EU conjure up for you a very positive, fairly positive, neutral, fairly negative or very negative image? (%)

		Very positive		Fairly positive		Neutral		Fairly negative		Very negative		Don't know	Total 'Positive'		Total 'Negative'	
		January/February 2023	Diff. January/February 2023 - June/July 2022	January/February 2023	Diff. January/February 2023 - June/July 2022	January/February 2023	Diff. January/February 2023 - June/July 2022	January/February 2023	Diff. January/February 2023 - June/July 2022	January/February 2023	Diff. January/February 2023 - June/July 2022		January/February 2023	Diff. January/February 2023 - June/July 2022	January/February 2023	Diff. January/February 2023 - June/July 2022
		EU27		6	-1	39	-1	36	0	14	2	4	0	1	45	-2
BE		5	2	36	-8	36	3	17	0	6	3	0	41	-6	23	3
BG		10	-3	39	1	31	3	13	0	5	-1	2	49	-2	18	-1
CZ		5	0	28	-6	41	9	17	0	9	-3	0	33	-6	26	-3
DK		16	4	41	2	31	-2	11	0	1	-3	0	57	6	12	-3
DE		5	-1	41	-3	37	0	14	4	3	0	0	46	-4	17	4
EE		5	0	35	-2	45	2	12	1	2	-1	1	40	-2	14	0
IE		19	-1	55	5	19	-4	4	-1	2	1	1	74	4	6	0
EL		5	2	30	2	37	-1	20	0	8	-3	0	35	4	28	-3
ES		5	0	38	-1	40	-3	13	2	3	1	1	43	-1	16	3
FR		3	-1	33	1	35	-1	20	0	7	0	2	36	0	27	0
HR		9	2	36	2	42	-5	9	0	4	1	0	45	4	13	1
IT		4	0	40	-2	39	1	13	1	3	-1	1	44	-2	16	0
CY		6	0	36	5	37	1	15	-6	6	0	0	42	5	21	-6
LV		6	0	42	-1	42	8	7	-6	2	-1	1	48	-1	9	-7
LT		11	0	45	-3	38	7	5	-3	1	-1	0	56	-3	6	-4
LU		5	-3	52	0	28	3	12	0	3	0	0	57	-3	15	0
HU		3	-2	36	-10	42	8	16	4	3	0	0	39	-12	19	4
MT		27	-6	27	1	35	3	9	3	1	-1	1	54	-5	10	2
NL		7	1	45	4	31	-2	14	0	3	-3	0	52	5	17	-3
AT		7	0	29	1	37	0	19	-1	7	-1	1	36	1	26	-2
PL		13	-2	42	-6	37	4	6	3	2	1	0	55	-8	8	4
PT		3	-1	58	-1	32	-1	6	2	0	0	1	61	-2	6	2
RO		6	0	39	-2	35	-1	13	2	4	1	3	45	-2	17	3
SI		4	-2	36	-3	41	3	14	0	4	2	1	40	-5	18	2
SK		3	-5	29	-2	33	-3	25	10	10	0	0	32	-7	35	10
FI		9	0	38	-3	40	6	10	-1	2	-2	1	47	-3	12	-3
SE		7	-2	50	8	30	-2	9	-4	3	-1	1	57	6	12	-5

Standard Eurobarometer 98
Public opinion in the European Union
Winter 2022-2023

SD18a On the whole, are you very satisfied, fairly satisfied, not very satisfied or not at all satisfied with the way democracy works in (OUR COUNTRY)? (%)

		Very satisfied		Fairly satisfied		Not very satisfied		Not at all satisfied		Don't know	Total 'Satisfied'		Total 'Not satisfied'	
		January/February 2023	Diff. January/February 2023 - June/July 2022	January/February 2023	Diff. January/February 2023 - June/July 2022	January/February 2023	Diff. January/February 2023 - June/July 2022	January/February 2023	Diff. January/February 2023 - June/July 2022		January/February 2023	Diff. January/February 2023 - June/July 2022		
EU27		8	0	50	0	30	0	11	0	1	58	0	41	0
BE		6	1	59	0	29	1	6	-2	0	65	1	35	-1
BG		4	1	35	0	31	-4	28	2	2	39	1	59	-2
CZ		7	2	52	0	31	1	9	-3	1	59	2	40	-2
DK		45	3	44	-3	9	0	2	0	0	89	0	11	0
DE		8	-4	58	-1	25	3	8	2	1	66	-5	33	5
EE		5	1	50	-1	28	-1	12	3	5	55	0	40	2
IE		23	1	59	-2	11	-2	4	2	3	82	-1	15	0
EL		6	4	31	3	40	-4	23	-2	0	37	7	63	-6
ES		7	1	44	-1	36	-2	12	2	1	51	0	48	0
FR		5	0	45	-1	34	0	14	1	2	50	-1	48	1
HR		3	1	39	4	43	-2	15	-2	0	42	5	58	-4
IT		7	0	54	5	31	-1	8	-3	0	61	5	39	-4
CY		7	2	41	-3	38	1	14	0	0	48	-1	52	1
LV		8	3	54	8	26	-5	10	-6	2	62	11	36	-11
LT		5	1	40	-1	42	3	9	-6	4	45	0	51	-3
LU		15	-8	72	9	10	0	3	1	0	87	1	13	1
HU		3	-2	43	-9	33	4	20	6	1	46	-11	53	10
MT		28	-8	33	1	25	2	12	5	2	61	-7	37	7
NL		13	3	59	7	22	-7	6	-3	0	72	10	28	-10
AT		14	2	50	-1	26	0	10	0	0	64	1	36	0
PL		7	-1	51	5	23	-5	17	1	2	58	4	40	-4
PT		2	-1	60	-2	31	1	6	2	1	62	-3	37	3
RO		3	-2	41	-6	39	5	15	4	2	44	-8	54	9
SI		2	0	45	-4	39	0	12	3	2	47	-4	51	3
SK		2	0	29	-5	44	2	24	2	1	31	-5	68	4
FI		23	3	62	-1	12	0	2	-2	1	85	2	14	-2
SE		28	9	56	2	13	-6	3	-5	0	84	11	16	-11

Standard Eurobarometer 98
Public opinion in the European Union
Winter 2022-2023





























SD18b And how about the way democracy works in the EU?
 (%)

		Very satisfied		Fairly satisfied		Not very satisfied		Not at all satisfied		Don't know	Total 'Satisfied'		Total 'Not satisfied'	
		January/February 2023	Diff. January/February 2023 - June/July 2022	January/February 2023	Diff. January/February 2023 - June/July 2022	January/February 2023	Diff. January/February 2023 - June/July 2022	January/February 2023	Diff. January/February 2023 - June/July 2022		January/February 2023	Diff. January/February 2023 - June/July 2022	January/February 2023	Diff. January/February 2023 - June/July 2022
EU27		5	-1	51	-1	30	1	9	1	5	56	-2	39	2
BE		3	-3	60	1	28	0	7	1	2	63	-2	35	1
BG		9	-2	41	1	22	-4	14	1	14	50	-1	36	-3
CZ		5	0	53	1	29	1	10	-2	3	58	1	39	-1
DK		14	1	62	-3	17	1	3	-1	4	76	-2	20	0
DE		2	-3	50	-3	37	7	8	0	3	52	-6	45	7
EE		4	1	46	-1	25	-3	10	2	15	50	0	35	-1
IE		18	0	60	-2	10	-2	5	2	7	78	-2	15	0
EL		4	2	37	3	36	-3	19	-3	4	41	5	55	-6
ES		6	2	49	-3	32	2	9	2	4	55	-1	41	4
FR		3	0	45	2	31	1	13	-1	8	48	2	44	0
HR		6	3	56	1	30	-3	5	0	3	62	4	35	-3
IT		4	-1	54	1	31	-1	8	1	3	58	0	39	0
CY		7	2	49	1	31	-3	10	0	3	56	3	41	-3
LV		8	1	62	6	18	-4	5	-4	7	70	7	23	-8
LT		7	0	57	-2	23	1	4	-2	9	64	-2	27	-1
LU		4	-6	68	5	21	3	6	0	1	72	-1	27	3
HU		3	-2	53	-5	33	7	7	0	4	56	-7	40	7
MT		26	-9	39	-4	25	7	4	2	6	65	-13	29	9
NL		3	0	55	6	31	-4	8	-2	3	58	6	39	-6
AT		8	0	41	0	32	2	15	-3	4	49	0	47	-1
PL		12	-4	60	-2	19	2	4	2	5	72	-6	23	4
PT		2	-1	69	-2	21	4	2	0	6	71	-3	23	4
RO		5	-1	47	-5	32	2	9	3	7	52	-6	41	5
SI		3	0	48	-6	36	1	9	2	4	51	-6	45	3
SK		3	-1	36	-12	36	4	17	5	8	39	-13	53	9
FI		3	-1	60	3	27	-1	4	-3	6	63	2	31	-4
SE		4	-1	63	3	23	-5	5	-2	5	67	2	28	-7

Standard Eurobarometer 98
Public opinion in the European Union
Winter 2022-2023

SD19a.1 To what extent do you agree or disagree with each of the following statements.

My voice counts in the EU (%)

		Totally agree		Tend to agree		Tend to disagree		Totally disagree		Don't know		Total 'Agree'		Total 'Disagree'	
		January/February 2023	Diff. January/February 2023 - June/July 2022	January/February 2023	Diff. January/February 2023 - June/July 2022	January/February 2023	Diff. January/February 2023 - June/July 2022	January/February 2023	Diff. January/February 2023 - June/July 2022	January/February 2023	January/February 2023	Diff. January/February 2023 - June/July 2022	January/February 2023	Diff. January/February 2023 - June/July 2022	
EU27		12	0	31	-3	31	1	22	2	4	43	-3	53	3	
BE		10	-1	38	-1	34	1	14	-1	4	48	-2	48	0	
BG		11	0	30	-2	23	0	27	3	9	41	-2	50	3	
CZ		7	3	21	2	36	-3	33	-1	3	28	5	69	-4	
DK		37	9	34	-3	17	-6	9	-1	3	71	6	26	-7	
DE		18	-5	33	-4	28	4	16	3	5	51	-9	44	7	
EE		2	0	15	-3	26	-7	47	7	10	17	-3	73	0	
IE		12	0	36	1	33	0	13	-2	6	48	1	46	-2	
IL		4	0	24	6	40	-3	30	-3	2	28	6	70	-6	
ES		9	1	28	-6	29	-1	30	6	4	37	-5	59	5	
FR		8	-2	29	3	31	-1	28	3	4	37	1	59	2	
HR		18	2	46	0	24	-1	9	-1	3	64	2	33	-2	
IT		9	4	26	-5	36	4	28	-1	1	35	-1	64	3	
CY		8	5	22	-2	31	-3	37	1	2	30	3	68	-2	
LV		8	3	26	3	30	-3	27	-4	9	34	6	57	-7	
LT		5	2	27	-7	34	-3	20	-1	14	32	-5	54	-4	
LU		8	-3	48	-2	26	8	13	-2	5	56	-5	39	6	
HU		6	-4	32	-3	30	3	29	4	3	38	-7	59	7	
MT		28	-9	30	2	29	5	12	3	1	58	-7	41	8	
NL		18	5	36	2	29	-6	15	-2	2	54	7	44	-8	
AT		17	-3	34	2	26	3	20	-1	3	51	-1	46	2	
PL		12	0	42	-6	28	3	12	2	6	54	-6	40	5	
PT		8	-3	39	-3	36	5	13	0	4	47	-6	49	5	
RO		6	-5	30	-6	36	3	23	7	5	36	-11	59	10	
SI		14	-1	28	0	33	-4	21	3	4	42	-1	54	-1	
SK		12	2	26	-3	32	-3	24	2	6	38	-1	56	-1	
FI		11	0	35	3	36	1	15	-4	3	46	3	51	-3	
SE		23	8	37	-5	23	-5	14	-1	3	60	3	37	-6	

Standard Eurobarometer 98
Public opinion in the European Union
Winter 2022-2023

SD19a.2 To what extent do you agree or disagree with each of the following statements.

My voice counts in (OUR COUNTRY) (%)

		Totally agree		Tend to agree		Tend to disagree		Totally disagree		Don't know	Total 'Agree'		Total 'Disagree'	
		January/February 2023	Diff. January/February 2023 - June/July 2022	January/February 2023	Diff. January/February 2023 - June/July 2022	January/February 2023	Diff. January/February 2023 - June/July 2022	January/February 2023	Diff. January/February 2023 - June/July 2022	January/February 2023	January/February 2023	Diff. January/February 2023 - June/July 2022	January/February 2023	Diff. January/February 2023 - June/July 2022
EU27		20	1	38	-1	24	0	16	0	2	58	0	40	0
BE		17	2	45	2	24	-3	12	-1	2	62	4	36	-4
BG		14	1	36	0	24	0	22	1	4	50	1	46	1
CZ		16	5	39	4	22	-10	21	2	2	55	9	43	-8
DK		65	8	26	-7	5	-2	3	1	1	91	1	8	-1
DE		29	-5	40	1	18	2	10	1	3	69	-4	28	3
EE		6	1	32	-1	32	-2	24	1	6	38	0	56	-1
IE		21	3	42	-1	23	-2	9	-1	5	63	2	32	-3
EL		9	3	25	1	40	-2	26	-1	0	34	4	66	-3
ES		13	4	33	-3	27	-3	26	4	1	46	1	53	1
FR		17	0	40	-1	22	0	18	1	3	57	-1	40	1
HR		28	7	49	0	17	-4	4	-3	2	77	7	21	-7
IT		9	2	34	-3	31	3	25	-1	1	43	-1	56	2
CY		10	6	28	3	29	-7	32	-1	1	38	9	61	-8
LV		11	4	33	4	30	-3	21	-6	5	44	8	51	-9
LT		5	1	31	2	36	-2	20	-6	8	36	3	56	-8
LU		14	-4	56	9	18	0	9	-1	3	70	5	27	-1
HU		9	-5	36	-3	28	3	25	5	2	45	-8	53	8
MT		35	-2	30	4	24	-1	10	-1	1	65	2	34	-2
NL		40	10	41	1	12	-7	6	-5	1	81	11	18	-12
AT		30	-4	44	7	15	-1	9	-3	2	74	3	24	-4
PL		20	-3	43	-1	23	3	10	0	4	63	-4	33	3
PT		11	-2	46	1	31	3	9	-2	3	57	-1	40	1
RO		9	-3	31	-3	36	0	20	5	4	40	-6	56	5
SI		22	2	38	-1	25	-3	13	2	2	60	1	38	-1
SK		21	6	35	1	24	-7	15	-2	5	56	7	39	-9
FI		40	8	45	1	11	-4	3	-5	1	85	9	14	-9
SE		64	19	28	-12	5	-5	3	-2	0	92	7	8	-7

Standard Eurobarometer 98
Public opinion in the European Union
Winter 2022-2023

SD19a.3 To what extent do you agree or disagree with each of the following statements.





























The EU's voice counts in the world (%)

		Totally agree		Tend to agree		Tend to disagree		Totally disagree		Don't know	Total 'Agree'		Total 'Disagree'	
		January/February 2023	Diff. January/February 2023 - June/July 2022	January/February 2023	Diff. January/February 2023 - June/July 2022	January/February 2023	Diff. January/February 2023 - June/July 2022	January/February 2023	Diff. January/February 2023 - June/July 2022		January/February 2023	Diff. January/February 2023 - June/July 2022	January/February 2023	Diff. January/February 2023 - June/July 2022
EU27		21	-12	49	2	18	6	8	4	4	70	-10	26	10
BE		18	-7	53	-4	21	6	6	4	2	71	-11	27	10
BG		21	-4	42	-2	15	2	11	3	11	63	-6	26	5
CZ		22	-9	45	-1	17	4	12	8	4	67	-10	29	12
DK		54	-3	36	3	4	-2	2	1	4	90	0	6	-1
DE		21	-15	48	3	19	5	7	5	5	69	-12	26	10
EE		13	-10	56	4	17	3	6	2	8	69	-6	23	5
IE		26	-23	51	8	13	10	5	4	5	77	-15	18	14
EL		19	-6	47	2	20	1	12	3	2	66	-4	32	4
ES		23	-16	46	0	17	8	10	8	4	69	-16	27	16
FR		15	-12	52	4	18	5	9	4	6	67	-8	27	9
HR		17	-15	55	4	17	4	6	5	5	72	-11	23	9
IT		17	-7	47	-1	20	2	14	7	2	64	-8	34	9
CY		21	-3	49	-2	16	1	11	4	3	70	-5	27	5
LV		20	-5	52	0	15	2	5	0	8	72	-5	20	2
LT		16	-10	62	3	12	4	4	3	6	78	-7	16	7
LU		14	-17	59	15	18	3	5	1	4	73	-2	23	4
HU		18	-20	51	3	19	9	9	6	3	69	-17	28	15
MT		38	-22	46	12	10	8	2	1	4	84	-10	12	9
NL		36	-2	47	-1	13	2	2	0	2	83	-3	15	2
AT		21	-6	45	2	19	1	10	1	5	66	-4	29	2
PL		21	-18	52	4	17	11	6	1	4	73	-14	23	12
PT		24	-17	60	6	9	7	3	2	4	84	-11	12	9
RO		20	-9	41	-5	25	9	8	4	6	61	-14	33	13
SI		19	-8	42	1	25	2	10	3	4	61	-7	35	5
SK		20	-12	38	0	21	8	14	2	7	58	-12	35	10
FI		31	-10	55	7	10	2	1	0	3	86	-3	11	2
SE		43	-4	48	2	6	1	2	1	1	91	-2	8	2

Standard Eurobarometer 98
Public opinion in the European Union
Winter 2022-2023

SD20a.1 For each of the following statements about the EU could you please tell whether you think it is true or false?





























The Euro area currently consists of 20 Member States (%)

		True		False		Don't know
		January/February 2023	Diff. January/February 2023 - June/July 2022	January/February 2023	Diff. January/February 2023 - June/July 2022	January/February 2023
EU27		40	-4	40	2	20
BE		45	-10	41	5	14
BG		38	-7	29	4	33
CZ		31	-16	45	5	24
DK		44	-8	29	-4	27
DE		37	0	47	2	16
EE		36	-6	40	3	24
IE		38	-8	41	5	21
EL		48	-4	36	4	16
ES		33	-3	40	3	27
FR		32	-3	41	6	27
HR		37	5	53	-4	10
IT		45	5	43	-6	12
CY		45	-15	24	17	31
LV		33	-8	36	1	31
LT		36	-20	30	-2	34
LU		43	4	36	-1	21
HU		37	-12	52	11	11
MT		50	-19	27	3	23
NL		40	-12	35	4	25
AT		43	-3	46	4	11
PL		59	-11	25	9	16
PT		35	1	32	-6	33
RO		44	-5	33	-2	23
SI		42	-10	33	-2	25
SK		47	-3	34	-9	19
FI		33	-18	32	-1	35
SE		43	-17	41	1	16

Standard Eurobarometer 98
Public opinion in the European Union
Winter 2022-2023

SD20a.2 For each of the following statements about the EU could you please tell whether you think it is true or false?





























The members of the European Parliament are directly elected by the citizens of each Member State (%)

		True		False		Don't know
		January/February 2023	Diff. January/February 2023 - June/July 2022	January/February 2023	Diff. January/February 2023 - June/July 2022	January/February 2023
EU27		61	-1	26	2	13
BE		55	-1	35	-2	10
BG		83	0	5	-2	12
CZ		59	-7	26	3	15
DK		75	-3	15	-2	10
DE		52	0	35	1	13
EE		59	-3	24	3	17
IE		74	-7	12	4	14
EL		91	-3	4	1	5
ES		59	-4	26	7	15
FR		48	-1	31	5	21
HR		79	3	16	-4	5
IT		64	5	26	0	10
CY		87	-2	6	4	7
LV		64	-8	15	0	21
LT		83	1	7	-7	10
LU		67	6	18	-3	15
HU		69	0	24	1	7
MT		92	4	4	-6	4
NL		44	-5	48	2	8
AT		54	-7	37	8	9
PL		82	-2	10	2	8
PT		62	0	21	-1	17
RO		77	4	14	-4	9
SI		74	-1	14	-4	12
SK		78	-4	13	-1	9
FI		68	-4	13	-4	19
SE		63	-9	31	3	6

Standard Eurobarometer 98
Public opinion in the European Union
Winter 2022-2023





























SD20a.3 For each of the following statements about the EU could you please tell whether you think it is true or false?

Switzerland is a Member State of the EU (%)

		True		False		Don't know
		January/February 2023	Diff. January/February 2023 - June/July 2022	January/February 2023	Diff. January/February 2023 - June/July 2022	January/February 2023
EU27		15	0	75	-1	10
BE		14	0	80	-1	6
BG		16	0	61	-2	23
CZ		11	3	75	-9	14
DK		12	-3	77	-2	11
DE		8	2	87	-3	5
EE		18	1	67	0	15
IE		25	3	57	-2	18
EL		23	1	65	2	12
ES		24	-1	62	6	14
FR		10	-1	79	0	11
HR		9	-5	87	6	4
IT		14	1	80	0	6
CY		17	-5	66	10	17
LV		26	7	53	-12	21
LT		17	-5	63	-9	20
LU		8	1	91	0	1
HU		14	1	79	-1	7
MT		35	-8	53	-1	12
NL		12	0	85	0	3
AT		6	0	92	-1	2
PL		30	3	59	-3	11
PT		13	-1	69	-1	18
RO		27	-8	57	7	16
SI		13	4	81	-6	6
SK		15	3	77	-6	8
FI		20	4	62	-11	18
SE		17	3	78	-8	5





























Standard Eurobarometer 98
Public opinion in the European Union
Winter 2022-2023

SD20R.1 For each of the following statements about the EU could you please tell me whether you think it is true or false.

		Average of correct answers		Average of wrong answers		Don't know	
		Jan/Feb 2023	Diff. Jan/Feb 2023 - Jun/Jul 2022	Jan/Feb 2023	Diff. Jan/Feb 2023 - Jun/Jul 2022	Jan/Feb 2023	Diff. Jan/Feb 2023 - Jun/Jul 2022
EU27		59	-1	27	1	14	0
BE		60	-4	30	1	10	3
BG		60	-3	17	1	23	2
CZ		55	-11	28	5	17	6
DK		65	-5	19	-2	16	7
DE		59	0	30	1	11	-1
EE		54	-3	27	2	19	1
IE		56	-6	26	4	18	2
EL		68	-2	21	2	11	0
ES		51	0	30	3	19	-3
FR		53	-1	28	4	19	-3
HR		68	5	26	-4	6	-1
IT		63	3	28	-1	9	-2
CY		66	-3	16	6	18	-3
LV		50	-9	26	3	24	6
LT		61	-9	18	-5	21	14
LU		67	4	21	-1	12	-3
HU		62	-4	30	4	8	0
MT		65	-5	22	-4	13	9
NL		56	-6	32	2	12	4
AT		63	-3	29	3	8	0
PL		67	-5	22	5	11	0
PT		55	-1	22	-2	23	3
RO		59	2	25	-4	16	2
SI		66	-5	20	-1	14	6
SK		68	-4	20	-3	12	7
FI		54	-12	22	0	24	12
SE		61	-12	30	3	9	9

Standard Eurobarometer 98
Public opinion in the European Union
Winter 2022-2023

SD20R.2 For each of the following statements about the EU could you please tell me whether you think it is true or false.
 (%)

		At least one correct answer		0 correct answer		1 correct answer		2 correct answers		3 correct answers		At least one wrong answer		At least one answer DK		Don't know	
		Jan/Jan/2023	Diff. Jan/Jan/2023 - Jun/Jul/2022	Jan/Jan/2023	Diff. Jan/Jan/2023 - Jun/Jul/2022	Jan/Jan/2023	Diff. Jan/Jan/2023 - Jun/Jul/2022	Jan/Jan/2023	Diff. Jan/Jan/2023 - Jun/Jul/2022	Jan/Jan/2023	Diff. Jan/Jan/2023 - Jun/Jul/2022	Jan/Jan/2023	Diff. Jan/Jan/2023 - Jun/Jul/2022	Jan/Jan/2023	Diff. Jan/Jan/2023 - Jun/Jul/2022	Jan/Jan/2023	Diff. Jan/Jan/2023 - Jun/Jul/2022
EU27		91	-1	9	1	28	2	41	0	22	-2	60	2	26	1	5	0
BE		92	-2	8	2	29	4	38	-3	25	-3	63	0	18	7	3	0
BG		89	-2	11	2	20	-2	48	7	22	-7	46	5	40	4	9	1
CZ		87	-6	13	6	27	7	41	0	18	-13	59	4	29	10	9	4
DK		94	-1	6	1	21	5	44	0	29	-6	46	-6	34	16	3	1
DE		94	-1	6	1	34	1	38	-3	22	1	66	3	23	-3	3	1
EE		87	-1	13	1	26	1	46	5	14	-7	63	3	34	3	8	-1
IE		90	-1	10	1	30	11	42	-8	19	-3	59	2	32	5	6	0
EL		95	-2	5	2	18	-1	46	2	31	-3	52	3	20	-2	4	2
ES		85	2	15	-2	29	3	41	-1	15	0	66	4	33	-2	7	-4
FR		88	0	12	0	33	0	37	0	17	-2	58	2	36	-4	7	0
HR		96	1	4	-1	16	-6	55	2	26	6	64	-5	12	-2	2	0
IT		94	2	6	-2	26	0	41	-4	27	6	62	-5	16	-2	4	-1
CY		95	2	5	-2	23	4	41	6	30	-9	41	15	37	-3	4	-2
LV		84	-3	16	3	28	6	45	7	10	-16	62	9	41	12	10	2
LT		91	-3	9	3	23	8	44	1	24	-13	44	-9	41	27	6	4
LU		97	0	3	0	24	-4	43	0	30	5	51	-3	27	-6	1	0
HU		94	0	6	0	25	4	47	4	22	-9	67	9	15	1	4	1
MT		98	1	2	-1	19	10	60	-1	19	-8	60	-7	27	19	2	1
NL		93	-1	7	1	34	9	43	-4	16	-6	69	1	29	10	1	0
AT		98	0	2	0	33	3	40	6	26	-8	63	9	16	-1	1	0
PL		93	-1	7	1	18	4	41	3	33	-9	51	10	19	0	6	2
PT		86	0	14	0	26	-4	41	10	19	-6	55	5	39	8	11	-1
RO		89	2	11	-2	23	-1	44	2	22	0	57	-4	28	6	7	1
SI		94	-2	6	2	20	3	44	5	29	-11	49	1	29	13	3	1
SK		94	-2	6	2	15	1	49	1	30	-5	52	-5	24	14	4	2
FI		87	-3	13	3	28	10	41	3	18	-16	52	2	43	22	9	3
SE		93	-5	7	5	25	10	46	2	22	-16	65	3	19	18	2	2

